

TUSK TIP

ROBERT
HOPE
18

DILLON
WARD
45

WILL
MALCOM
4

WELCOME TO THE LOUD HOUSE



2025-26 COLORADO MAMMOTH

MEDIA GUIDE





TABLE OF CONTENTS

2025-26 Broadcast Schedule	3
Media Information	4
Mammoth Directory	5
KSE Executive Staff	6
Mammoth Executive Staff	7
Mammoth Coaching Staff	8
Making The Mammoth	9
Mammoth Players.....	10-25
Mammoth Rookies & First Year Players	26
Pronunciation Guide	27
Record Book.....	28-70
NLL Directory	71
2025-26 Season Schedule	72

2025-26 SCHEDULE



Date	Time	Opponent	Home/Away	TV Info
Sat, Nov. 29	8:00 PM	Vancouver	Away	Altitude, ESPN+
Sat, Dec. 13	11:00 AM	Philadelphia	Away	Altitude, ESPN+
Sat, Dec. 27	7:00 PM	Georgia	Home	ESPNU, ESPN+
Sat, Jan. 3	7:00 PM	Rochester	Home	Altitude 2, ESPN+
Sat, Jan. 10	5:30 PM	Georgia	Away	Altitude, ESPN+
Fri, Jan. 16	4:30 PM	Halifax	Away	Altitude 2, ESPN+
Sat, Jan. 24	7:00 PM	Oshawa	Home	Altitude, ESPN+
Sat, Jan. 31	7:00 PM	Buffalo	Home	Altitude, ESPN+
Fri, Feb. 13	8:30 PM	Las Vegas	Away	Altitude, ESPN+
Sat, Feb. 14	7:30 PM	Toronto	Home	Altitude, ESPN+
Fri, Feb. 20	5:30 PM	Toronto	Away	Altitude 2, ESPN+
Fri, Feb. 27	7:00 PM	San Diego	Home	Altitude 2, ESPN+
Sat, March 7	7:00 PM	Ottawa	Home	Altitude, ESPN+
Fri, March 13	5:30 PM	Buffalo	Away	Altitude, ESPN+
Sat, March 21	7:00 PM	Calgary	Home	Altitude, ESPN+
Fri, April 3	7:00 PM	Las Vegas	Home	Altitude, ESPN+
Sat, April 11	7:00 PM	Saskatchewan	Away	ESPNU, ESPN+
Sat, April 18	7:00 PM	Calgary	Away	Altitude, ESPN+

All Times Mountain.



MEDIA INFORMATION

CREDENTIALS

Requests for all credentials must go through the Mammoth communications department. Full-season credentials will be granted to media that cover the Mammoth on a regular basis. Single-game credentials will be granted to media with a written request submitted at least 48 hours prior to game time. All credentials are issued at the sole discretion of the Colorado Mammoth. If interested in attending a Mammoth home game at Ball Arena, please reach out to James.Youness@ColoradoMammoth.com of the Colorado Mammoth.

MEDIA ENTRANCE

Members of the working media enter Ball Arena through the media entrance located at the truck docks on the northwest side of the arena.

PRESS ROOM

The working media room is located at floor level adjacent to the press dining room. Access to the working media room is reserved for those members of the media filing reports for daily news outlets. The Mammoth will rely on members to maintain a courteous, professional atmosphere in the working media room.

PRESS SEATING

Press seating at Ball Arena is located on the press box level.

PRESS DINING ROOM

The media dining area is located at the end of the hallway leading from the media entrance on the northwest side of Ball Arena. Food and beverages will be available to the working media beginning two hours prior to game-time.

PHOTOGRAPHERS

Only those photographers on assignment will be allowed access to designated photography locations at floor level and in overhead positions. Photography positions will be assigned by the Colorado Mammoth.

DRESSING ROOMS

The dressing rooms will be open after the game. Requests for individual interviews must go through the Mammoth communications staff. The officials' dressing room is off-limits to the media.

INTERVIEWS

Media requesting access to players or staff for interviews must contact James Youness (James.Youness@ColoradoMammoth.com) of the Colorado Mammoth. Select players will be available for postgame interviews within the Press Dining Room roughly 10 minutes following the conclusion of the game.

MAMMOTH WEBSITE

www.ColoradoMammoth.com

MAMMOTH DIRECTORY



COLORADO MAMMOTH

Ball Arena | 1000 Chopper Circle | Denver, CO 80204 | 303.405.1100

www.ColoradoMammoth.com | Twitter: @Mammothlax | Facebook.com/coloradammoth | Instagram.com/coloradammoth

EXECUTIVE STAFF

Owner E. Stanley Kroenke

FRONT OFFICE STAFF

General Manager Brad Self
Assistant General Manager Pat Coyle
Assistant General Manager Andrew McBride
Head of Player Development Scott Carnegie
Lacrosse Operations Coordinator Parker Lamm
Lacrosse Operations Assistant Niko Bryant
Lacrosse Development Manager Dillon Ward
Team Operations Manager Maddie Blair
Public Relations Sr. Coordinator James Youness
Social Media Specialist Laken Barker

COACHING STAFF

Head Coach Pat Coyle
Offensive Coordinator Jason Bishop
Defensive Coordinator Andrew McBride
Head of Sports Performance Joel Raether
Head of Analytics/Western Scout Ray Porcellato
Eastern Scout Adam Jones
Alberta Scout Scott Carnegie

MEDICAL STAFF

Athletic Trainer Dr. Mishaal Amjad
Team Doctor Dr. Michelle Wolcott
Team Doctor Dr. Ryan Keenan
Team Dentist Dr. Eric Rysner
Team Chiropractor Mat Mancuso
Massage Therapist Anna Castellano

TEAM INFORMATION

Team Colors: Burgundy, Black, Silver and White

Founded: 1987 (Relocated from Washington D.C. in 2003)

Home Turf: Ball Arena / Practice Facility: Foothills Fieldhouse

Broadcast Outlet: Altitude Sports & Entertainment Network, ESPN, ESPN+

2025-26 MEDIA GUIDE CREDITS

The 2025-26 Colorado Mammoth Media Guide was written and compiled by Brandon Kern and James Youness. Design and layout by Brandon Kern. Additional writing and editing by the National Lacrosse League. Photographers include Jack Dempsey Photography and NLL Images. Physical copies of this document were printed at Ball Arena with assistance from Jeff Segura. Statistics provided by the Colorado Mammoth and National Lacrosse League. Special thanks to Rob Benson and the NLL Stats staff for their contributions. The information contained in this publication was compiled by the Colorado Mammoth Public Relations Department. Any commercial use of this information in whole or in part is prohibited without the prior written consent of the Colorado Mammoth Lacrosse Club.



KSE EXECUTIVE STAFF



E. STANLEY KROENKE
OWNER/CHAIRMAN



JOSH KROENKE
VICE CHAIRMAN



KEVIN DEMOFF
PRESIDENT OF TEAM AND
MEDIA OPERATIONS



MIKE NEARY
EXECUTIVE VICE PRESIDENT, BUSINESS
OPERATIONS AND REAL ESTATE



KEIRSTIN BECK
EXECUTIVE VICE PRESIDENT,
GENERAL COUNSEL



KELLY BLAHA
CFO AND EVP SPORTS TEAMS,
MEDIA AND VENUES



MATT BELL
SENIOR VICE PRESIDENT OF
VENUE OPERATIONS



MATT MAHONEY
SENIOR VICE PRESIDENT OF PROJECT
MANAGEMENT & DEVELOPMENT



SEAN REAM
SENIOR VICE PRESIDENT OF
TEAM TICKET SALES



MICHELE STURGELL
SENIOR VICE PRESIDENT OF HUMAN
RESOURCES & EMPLOYMENT COUNSEL



DEB DOWLING-CANINO
VICE PRESIDENT, COMMUNITY RELATIONS
EXECUTIVE DIRECTOR,
KROENKE SPORTS CHARITIES

MAMMOTH EXECUTIVE STAFF



BRAD SELF **GENERAL MANAGER**

Brad Self enters his fifth season as the Mammoth's general manager since accepting the role in 2020. Set to also continue serving as the organization's governor, the former turf-side standout continues to expand his resume on both the team and league level. During his time at the helm of the Mammoth front office, Self has landed several large free agent signings and trades, including deals to acquire forwards Zed Williams and Connor Robinson en route to assembling the proper pieces to help the organization capture the 2022 NLL Championship, its first since 2006.

Prior to his current role, Self served as the organization's assistant general manager and oversaw personnel decisions and front office business alongside Mammoth Head Coach Pat Coyle during the 2019-20 campaign. Self initially joined the organization as the team's youth lacrosse development manager in 2018, partnering with youth lacrosse programs in Colorado and interacting with youth athletes during camps, clinics and grassroots initiatives.

Self's professional box lacrosse career spanned 13 years, beginning with the Ottawa Rebel in 2002-03 and ending with the Colorado Mammoth in 2018-19. Selected by the Buffalo Bandits in the second round (18th overall) of the 2001 NLL Draft, Self spent most of his career – five seasons (2012-16) – with the Rochester Knighthawks, during which time he became a three-time NLL Champion (2012-14), the 2016 NLL Transition Player of the Year and a 2016 NLL All-Pro. Self spent four full seasons over two playing stints (2004-05, 2017-19) with the Mammoth, initially joining the team as a free agent in 2004, then returning in 2017 after being acquired in a trade with Buffalo.

Playing on the world stage, Self represented Canada with the national team at the World Indoor Lacrosse Championships in 2015, where the team captured gold. The Peterborough, Ontario native also played with the Peterborough Lakers Senior A lacrosse team in the MSL for 13 seasons (2003-07, 2009, 2011-17), winning the Gene Dopp Memorial Trophy as Top Rookie in the MSL in 2002 and hoisting Mann Cups with the Lakers in 2004, 2012 and 2017. During parts of his NLL career, Self played professional hockey in Germany for four seasons (2007- 2011). Brad and wife Alicia have two children: Coleman and Stella.



PAT COYLE **ASSISTANT GENERAL MANAGER & HEAD COACH**

Pat Coyle enters his fifth season as the Mammoth's assistant general manager. This season also represents Coyle's seventh full season as head coach and his tenth season coaching the Mammoth overall. After serving as the organization's general manager since the 2018 season, Coyle transitioned his focus to coaching in July of 2020 as Brad Self was named general manager.

After leading the team to a 7-6 record during the shortened 2019-20 NLL season, Coyle saw a majority of his squad return for a triumphant run in 2021-22. Despite finishing the regular season 10-8 and in third place of the West Conference, Coyle led his group to a 5-2 record in the postseason to help capture the organization's second NLL Championship and first since 2006. Eliminating the Calgary Roughnecks in the Quarterfinals, besting the San Diego Seals in a best-of-three West Conference Finals before upsetting the league's favorite to earn the honors in the Buffalo Bandits in a Game 3 showdown at KeyBank Center, Coyle got the best out his players while continuing to build a championship culture.

A Mammoth player from 2005-2008, Coyle was named to the Mammoth's All-Decade Team in 2012. Coyle was the 2002 NLL Defensive Player of the Year in the inaugural season of the award. A five-time champion in his 12-year playing career, Coyle hoisted the Champion's Cup four times with the Toronto Rock (1999, 2000, 2002-03) and once with the Mammoth (2006). Coyle was inducted into the Canadian Lacrosse Hall of Fame in 2017. In 2014, Coyle became the first defenseman in league history to be inducted into the NLL Hall of Fame. The bench boss also continues to make an impact in Canada's ever-talented lacrosse scene, most recently coaching the Jr. A Coquitlam Adanacs to consecutive Minto Cup victories (2024, 2025).



MAMMOTH COACHING STAFF



ANDREW MCBRIDE

ASSISTANT GENERAL MANAGER & DEFENSIVE COORDINATOR

Andrew McBride returns for his seventh season with the Mammoth and third within his role as assistant general manager, having originally joined the coaching staff in July 2018. Working alongside former defenseman and head coach Pat Coyle as the team's defensive coordinator for four seasons (2019-2023) in establishing one of the most consistent and feared defensive units in the NLL, McBride returns to the bench after spending the past two seasons concentrating on his scouting and development duties within his assistant general manager role.

McBride concluded his 13-year NLL career in 2015. The former Roughnecks defenseman spent his entire career in Calgary, leading the Riggers as captain for

five seasons. Twice an NLL champion (2004, 2009) and NLL All-Star (2008, 2011), McBride amassed 87 career points (19 goals, 68 assists) and 711 career loose balls in 198 regular season games; he also holds the franchise record for regular season games played.

On the international level, McBride competed for the Irish National Team in the 2015 FIL World Lacrosse Championships, making it to the quarterfinals. A Ladner, British Columbia native, McBride also won the 2004 Presidents Cup with the Ladner Pioneers. He also continues to impact the Raiders Lacrosse Club's Jr. A program of the British Columbia Junior A Lacrosse League (BCJALL) as the organization's general manager.



JASON BISHOP

OFFENSIVE COORDINATOR

Jason Bishop enters his fifth season with the Mammoth, having joined the coaching staff in October 2021 and helping the team capture its 2021-22 NLL Championship. In his four seasons on the Mammoth bench, Colorado has managed to find its way to the NLL Finals in two of the four, as the offensive coordinator continues to challenge and motivate his O-zone personnel.

Able to get the best out of his group, Bishop helped transform the Mammoth's reputation for being known as a defense-first group to being a legitimate threat in transition and five-on-five sets since 2021. Prior to his promotion, Bishop served as the organization's western scout for five seasons, regularly providing scouting reports from the greater BC area, scouting upcoming opponents and providing video breakdown for team personnel and front office staff.

In more than 20 years behind the bench in various capacities and Canadian lacrosse programs, Bishop has helped lead many Canadian lacrosse teams to provincial and national championships, most recently guiding the Sr. A New Westminster Salmonbellies to the 2025 Mann Cup.

The former defenseman spent a majority of his Jr. and Sr. career playing as a defenseman with the Nanaimo Timbermen (WLA and WCSLA). Bishop competed for the Presidents Cup in 1992 with Nanaimo and played in the 1995 Mann Cup game with the New Westminster Salmonbellies.



JOEL RAETHER

HEAD OF SPORTS PERFORMANCE

Joel Raether has been with the Mammoth organization since 2007, working with the players to improve conditioning, nutrition and on-field performance and recently getting the team over the championship hump after seeing the team capture the league-best honors during the 2021-22 campaign.

An integral part of the team, in 2018, Raether received the Mammoth's President's Award: the team's highest honor recognizing the highest standard of excellence. Raether also serves as the Director of Sport Performance at Authentic Performance Center in Denver, Colorado. He served as the Education Programs Coordinator for the National Strength and Conditioning Association from 2009-2011. Having coached and trained athletes of all levels, Raether's coaching

career includes stints as the assistant strength and conditioning coach for the University of Denver from 2002-2009 and the University of Nebraska Kearney from 2000-2002. Raether earned his bachelor's and master's degree in exercise science from the University of Nebraska Kearney and is a certified strength and conditioning specialist with distinction (CSCS*D) by the National Strength and Conditioning Association.

Raether has co-authored books and has published numerous peer reviewed articles and popular literature contributions, as well as training DVDs. He is a highly sought-after presenter who has presented nationally and internationally on sports performance. Raether is also the co-founder of Performance Sandbag Training Systems (PST).

MAKING THE MAMMOTH




2025-26 ROSTER

NUMBER	PLAYER	ACQUIRED
1	Kaleb Martin	Signed as a free agent prior to the 2026 NLL season
3	Tim Edwards	Signed as a free agent prior to the 2018 NLL season
4	Will Malcom	Drafted 1st overall (first round) by the Mammoth in the Panther City LC Dispersal Draft
7	Owen Rahn	Drafted 17th overall (second round) by the Mammoth in the 2024 NLL Entry Draft
11	Braedon Saris	Drafted 5th overall (first round) by the Mammoth in the 2025 NLL Entry Draft
13	Brett Craig	Drafted 26th overall (second round) by the Mammoth in the 2019 NLL Entry Draft
14	Warren Jeffrey	Drafted 6th overall (first round) by the Mammoth in the 2019 NLL Entry Draft
16	Ryan Lee	Drafted 25th overall (third round) by the Mammoth in the 2017 NLL Entry Draft
17	Thomas Vela	Acquired from the Rochester Knighthawks via trade during the 2024 NLL season
18	Robert Hope	Drafted 7th overall (first round) by the Mammoth in the 2014 NLL Entry Draft
19	Connor Nock	Drafted 10th overall (first round) by the Mammoth in the 2025 NLL Entry Draft
20	Owen Down	Drafted 15th overall (first round) by the Mammoth in the 2022 NLL Entry Draft
23	Jordan Gilles	Drafted 52nd overall (sixth round) by the Mammoth in the 2015 NLL Entry Draft
27	Matthew Paolatto	Drafted 44th overall (third round) by the Mammoth in the 2025 NLL Entry Draft
29	Nathan Whittom	Drafted 21st overall (second round) by the Mammoth in the 2024 NLL Entry Draft
32	Ari Stevens	Signed as a free agent prior to the 2026 NLL season
41	Brian Simmons	Signed as a free agent prior to the 2026 NLL season
42	Andrew Kew	Acquired from the Georgia Swarm via trade prior to the 2026 NLL season
44	Jameson Bucktooth	Drafted 30th overall (second round) by the Mammoth in the 2025 NLL Entry Draft
45	Dillon Ward	Drafted 3rd overall (first round) by the Mammoth in the 2013 NLL Entry Draft
47	Dylan McIntosh	Acquired from the Vancouver Warriors via trade prior to the 2026 NLL season
71	Jalen Chaster	Drafted 31st overall (second round) by the Mammoth in the 2020 NLL Entry Draft
88	Dylan Hess	Drafted 74th overall (sixth round) by the Mammoth in the 2024 NLL Entry Draft
89	Conner Cook	Signed as a free agent prior to the 2025 NLL season
91	TJ Comizio	Acquired from the Georgia Swarm via trade during the 2025 NLL season

Entry Draft: 16 / Trade: 4 / Free Agent: 5



MAMMOTH PLAYERS



3 TIM EDWARDS

DEFENSEMAN

HEIGHT: 6'2" WEIGHT: 191 LBS

BORN: OCTOBER 8, 1992

SHOOTS: RIGHT

HOMETOWN: JAMESVILLE, NY

COLLEGE / CLUB: CANISIUS COLLEGE

YEAR WITH THE MAMMOTH: EIGHTH

FAST FACTS

Franchise all time leader in faceoff wins

Two-time Jamie Hanford Award recipient for Most Inspirational Player (2022, 2024).

CAREER

Colorado (2025): Logged six points (2g, 4a), 82 loose balls, nine caused turnovers and 10 penalty minutes in 18 appearances while going 178-425 (.419) at the dot ... Colorado (2024): Recorded a personal-best four goals amongst his 10 points (4g, 10a) ... Ended the season with 1,314 faceoff wins en route to becoming the franchise's all-time leader ... Colorado (2023): Logged a career-best 11 points (0g, 11a), personal-best 138 loose balls, 12 caused turnovers and five blocked shots in 18 games played ... Went 276-447 (.617) at the faceoff circle during the regular season, later going 68-151 (.450) throughout seven postseason appearances and notching four points (3g, 1a), 44 loose balls, two caused turnovers, four blocked shots and two penalty minutes, including his first postseason goal May 5 against the San Diego Seals ... 2022 (Colorado): Played in 8 regular season games after suffering an injury Feb. 11 in Calgary ... returned for the regular season finale April 30 in Calgary, finished the season 86-175 in the circle (.491%), with 33 loose balls and four caused turnovers ... went 101-188 (.537%) on faceoffs and added five points (0g, 5a), 39 loose balls and two caused turnovers in seven postseason appearances... 2020 (Colorado): Played in all 13 games and secured 118 faceoff wins ... Recorded his 250th career loose ball against Calgary on December 21 at the Scotiabank Saddledome and won his 700th career faceoff February 29 at Ball Arena against the Philadelphia Wings... 2019 (Colorado): Recorded a career high faceoff-win percentage of 0.535...Won his 500th career faceoff on February 22 at SaskTel Centre playing the Saskatchewan Rush (9-7 L)...Set a career high in caused turnovers (21)...2018 (Colorado): Tallied the fifth best faceoff percentage in the league (.514) in 2018...Started in every game (18) for the first time in his career, scoring a career-high of three goals and tallying six points total (3 goals, 3 assists)...2017 (Buffalo): appeared in 12 games during his rookie season...Had the best faceoff percentage on the team (0.535) among players who took more than three faceoffs.

TRANSACTIONS

Acquired by Colorado as a free agent on November 24, 2017.

NLL STATISTICS


REGULAR SEASON

YEAR	TEAM	GP	G	A	PTS	PIH	PPG	PPA	SHG	SHA	GWG	LB	TO	CTO	S	SPCT	SOG	FO
2025	COL	18	2	4	6	10	0	0	0	0	0	82	16	9	11	0.182	7	178-425
2024	COL	18	4	6	10	8	0	0	1	0	0	98	7	14	15	.267	12	237-453
2023	COL	18	0	11	11	10	0	0	0	0	0	138	26	12	21	0	17	276-447
2022	COL	8	0	0	0	0	0	0	0	0	0	33	5	4	3	0	2	86-175
2020	COL	13	2	4	6	4	0	0	0	0	0	44	9	8	4	.500	3	118-247
2019	COL	18	0	4	4	2	0	0	0	0	0	76	8	21	8	0	6	189-353
2018	COL	18	3	3	6	12	0	0	0	0	0	94	19	20	11	.273	10	224-436
2017	BUF	12	2	5	7	2	0	0	0	0	0	67	14	8	3	.667	2	184-344
CAREER TOTALS		123	13	37	50	48	0	0	1	0	0	632	104	96	76	0.171	59	1492-2880

POSTSEASON

YEAR	TEAM	GP	G	A	PTS	PIH	PPG	PPA	SHG	SHA	GWG	LB	TO	CTO	S	SPCT	SOG	FO
2023	COL	7	3	1	4	2	0	0	0	0	0	44	7	2	9	.333	9	68-151
2022	COL	7	0	5	5	0	0	0	0	0	0	39	3	2	1	0	0	101-188
2019	COL	2	0	1	1	0	0	0	0	0	0	7	1	1	0	0	0	16-37
2018	COL	1	0	0	0	0	0	0	0	0	0	6	0	1	0	0	0	19-31
CAREER TOTALS		17	3	7	10	2	0	0	0	0	0	96	11	6	10	.300	9	204-407

MAMMOTH PLAYERS



4 WILL MALCOLM FORWARD

HEIGHT: 6'0" WEIGHT: 185 LBS

BORN: DECEMBER 15, 1999

SHOOTS: LEFT

HOMETOWN: NEW WESTMINSTER, BC

COLLEGE / CLUB: NEW WESTMINSTER SALMONBELLIES JR. "A"

YEAR WITH THE MAMMOTH: THIRD

FAST FACTS

Originally selected by Colorado during the second round (23rd overall) of the 2019 NLL Entry Draft.

Paced Panther City Lacrosse Club scoring efforts from 2022-24 with squad-best 281 points (99g, 182a)

TRANSACTIONS

Selected by Colorado in the first round (1st overall) of the 2024 NLL Dispersal Draft

CAREER

Colorado (2025): Ranked second amongst Mammoth personnel in goals (35), assists (46) and points (81) ... Recorded his second career sock trick during a flashy 10-point (7g, 3a) performance Dec. 21 against the Halifax Thunderbirds ... Panther City (2024): Posted career-high totals across the board en route to pacing Panther City with 37 goals, 67 assists and 104 points ... Notched career-first sock trick amongst 11-point (7g, 4a) outing March 3 against the Rochester Knighthawks ... Panther City (2023): Paced Panther City scoring efforts with 35 goals, 61 assists and 96 points ... Logged a career-best 13 points (5g, 8a) Jan. 23 against the Vancouver Warriors ... Panther City (2022): Finished second overall in scoring with 81 points (27g, 54a) ... Colorado (2020): Made NLL debut Nov. 29 against the Saskatchewan Rush ... Recorded first NLL points (2g, 1a) Dec. 21 against the Calgary Roughnecks.

NLL STATISTICS

REGULAR SEASON

YEAR	TEAM	GP	G	A	PTS	PI%	PPG	PPA	SHG	SHA	GWG	LB	TO	CTO	S	SPCT	SOG	FO
2025	COL	18	35	46	81	2	6	8	1	2	0	84	54	18	214	0.164	144	0-2
2024	PC	18	37	68	105	0	6	20	1	2	0	94	61	8	262	0.141	160	0-0
2023	PC	18	35	61	96	4	5	18	0	1	2	114	68	4	249	0.141	178	0-0
2022	PC	17	27	54	81	0	3	16	0	3	1	74	52	0	192	0.141	134	0-0
2020	COL	8	4	7	11	0	1	1	0	1	0	22	19	0	43	0.093	27	0-0
CAREER TOTALS		79	138	236	374	6	21	63	2	9	3	388	254	30	960	0.144	643	0-2

POSTSEASON

YEAR	TEAM	GP	G	A	PTS	PI%	PPG	PPA	SHG	SHA	GWG	LB	TO	CTO	S	SPCT	SOG	FO
2024	COL	12	2	5	7	15	0	0	0	0	0	47	3	8	5	.400	4	0-0
2023	PC	1	1	1	3	4	0	1	0	0	0	5	3	0	15	0.067	9	0-0
CAREER TOTALS		2	2	3	6	4	0	1	0	0	0	9	7	0	28	0.071	14	0-0



MAMMOTH PLAYERS



7

OWEN RAHN

FORWARD

HEIGHT: 6'1" **WEIGHT:** 207 LBS

BORN: NOVEMBER 2, 2004

SHOOTS: RIGHT

HOMETOWN: ORANGEVILLE, ON

COLLEGE / CLUB: ORANGEVILLE NORTHMEN JR. "A"

YEAR WITH THE MAMMOTH: SECOND

FAST FACTS

Hails from the same town and Jr. "A" program as Mammoth veteran goaltender Dillon Ward.

Ranked fourth amongst Colorado back-enders in scoring via seven-point (3g, 4a) rookie campaign.

CAREER

Colorado (2025): Recorded seven points (3g, 4a), 44 loose balls and four caused turnovers in 14 games played throughout rookie campaign ... Notched first professional goals (2g, 0a) Dec. 29 against the Georgia Swarm ... Made NLL debut and recorded first professional point (0g, 1a) Nov. 29 against the Vancouver Warriors.

TRANSACTIONS

Selected by Colorado in the second round (17th overall) of the 2024 NLL Entry Draft.

NLL STATISTICS

REGULAR SEASON

YEAR	TEAM	GP	G	A	PTS	PIM	PPG	PPA	SHG	SHA	GWG	LB	TO	CTO	S	SPCT	SOG	FO
2025	COL	14	3	4	7	2	0	0	1	0	0	44	8	4	17	0.176	14	3-14
CAREER TOTALS		14	3	4	7	2	0	0	1	0	0	44	8	4	17	0.176	14	3-14

MAMMOTH PLAYERS



13 BRETT CRAIG

DEFENSEMAN

HEIGHT: 6'5" WEIGHT: 215 LBS

BORN: DECEMBER 16, 1996

SHOOTS: LEFT

HOMETOWN: CALGARY, AB

COLLEGE / CLUB: SETON HALL UNIVERSITY

YEAR WITH THE MAMMOTH: SIXTH

FAST FACTS

2019 USILA All-American.
Named 2019 G-MAC Defensive Athlete of the Year.

TRANSACTIONS

Selected in the second round (26th overall) by Colorado in the 2019 NLL Entry Draft.

CAREER

Colorado (2025): Notched one point (0g, 1a), 30 loose balls, five caused turnovers and a career-high 37 penalty minutes across nine games played... Colorado (2024): Set new career-high totals with five goals, 12 assists, 17 points, 82 loose balls and 12 caused turnovers in 17 regular season games ... Colorado (2023): Logged one point (0g, 1a), 21 loose balls, four caused turnovers, three blocked shots and 11 penalty minutes in six regular season appearances ... Chipped in two loose balls and two penalty minutes in his lone postseason game played ... Colorado (2022): Missed the entire 2021-22 campaign due to injury ... Colorado (2020): Recorded four points (2g, 2a), 10 penalty minutes, 49 loose balls and 4 caused turnovers in eight games as a rookie ... Scored his first goal in his first game played December 21 against in his hometown against the Calgary Roughnecks.

NLL STATISTICS

REGULAR SEASON

YEAR	TEAM	GP	G	A	PTS	PIM	PPG	PPA	SHG	SHA	GWG	LB	TO	CTO	S	SPCT	SOG	FO
2025	COL	9	0	1	1	37	0	0	0	0	0	30	6	5	3	0.000	2	0-0
2024	COL	17	5	12	17	11	0	0	1	0	0	82	14	12	11	.454	10	0-2
2023	COL	6	0	1	1	11	0	0	0	0	0	21	5	4	1	0	1	0-0
2020	COL	8	2	2	4	10	0	0	0	1	0	49	4	4	7	.286	5	0-0
CAREER TOTALS		40	7	16	23	69	0	0	1	1	0	182	29	25	22	0.318	18	0-2

POSTSEASON

YEAR	TEAM	GP	G	A	PTS	PIM	PPG	PPA	SHG	SHA	GWG	LB	TO	CTO	S	SPCT	SOG	FO
2023	COL	1	0	0	0	2	0	0	0	0	0	2	1	0	0	0	0	0-0
CAREER TOTALS		1	0	0	0	2	0	0	0	0	0	2	1	0	0	0	0	0-0



MAMMOTH PLAYERS



14 WARREN JEFFREY

DEFENSEMAN

HEIGHT: 6'3" WEIGHT: 226 LBS

BORN: MARCH 19, 1997

SHOOTS: LEFT

HOMETOWN: MIMICO, ON

COLLEGE / CLUB: VERMONT

YEAR WITH THE MAMMOTH: SIXTH

FAST FACTS

First first-round defenseman selected by Colorado in an NLL Entry Draft since 2014.

Selected sixth overall, Jeffrey Represents the earliest defenseman selected by Colorado in Mammoth history.

Dave Stille Award recipient for Defensive Player of the Year (2023).

TRANSACTIONS

Selected in the first round (6th overall) by Colorado in the 2019 NLL Entry Draft.

CAREER

Colorado (2025): Produced a career-high seven assists amongst a new personal-best eight points (1g, 7a) ... Added 68 loose balls, 15 caused turnovers and 35 penalty minutes within 18 appearances ... Recorded 300th career loose ball March 23 against the Ottawa Black Bears ... Colorado (2024): Notched new career-best totals with six assists and seven points (1g, 6a) while tying his previous personal-high of 17 caused turnovers in 17 regular season appearances ... Colorado (2023): Recorded four points (1g, 3a), 73 loose balls, 17 caused turnovers (second most on team), 13 blocked shots and a team-high 36 penalty minutes in 18 games played ... Added a career-high six points (2g, 4a), 20 loose balls, six caused turnovers, two blocked shots and 14 penalty minutes seven postseason appearances ... Logged his first playoff goal May 13 against the Calgary Roughnecks ... 2022 (Colorado): Recorded a career-best five points (2g, 3a), 75 loose balls and 15 caused turnovers in 17 regular season games played ... Added one point (0g, 1a), 29 loose balls and nine caused turnovers in seven postseason appearances ... 2020 (Colorado): Recorded four points (1g, 3a), 37 loose balls and 11 penalty minutes in 13 games played ... Scored his first NLL point (assist) in his first appearance with the Mammoth on November 29 against the Saskatchewan Rush (8-7 L).

NLL STATISTICS

REGULAR SEASON

YEAR	TEAM	GP	G	A	PTS	PI	PPG	PPA	SHG	SHA	GWG	LB	TO	CTO	S	SPCT	SOG	FO
2025	COL	18	1	7	8	35	0	0	0	0	0	68	7	15	5	0.200	3	0-0
2024	COL	17	1	6	7	25	0	0	0	0	0	68	6	17	5	.200	4	0-0
2023	COL	18	1	3	4	36	0	0	0	0	0	73	9	17	7	.143	6	0-0
2022	COL	17	2	3	5	42	0	0	0	0	2	75	6	15	7	.286	3	0-0
2020	COL	13	1	3	4	11	0	0	0	0	0	37	3	5	3	.333	2	0-0
CAREER TOTALS		83	6	22	28	149	0	0	0	0	2	321	31	69	27	0.222	18	0-0

POSTSEASON

YEAR	TEAM	GP	G	A	PTS	PI	PPG	PPA	SHG	SHA	GWG	LB	TO	CTO	S	SPCT	SOG	FO
2023	COL	7	2	4	6	14	0	0	0	0	0	20	2	6	2	.100	2	0-0
2022	COL	7	0	1	1	10	0	0	0	0	0	29	3	9	2	0	2	0-0
CAREER TOTALS		14	2	5	7	24	0	0	0	0	0	49	5	15	4	.500	4	0-0

MAMMOTH PLAYERS



16 RYAN LEE FORWARD

HEIGHT: 5'11" WEIGHT: 179 LBS

BORN: MAY 6, 1994

SHOOTS: RIGHT

HOMETOWN: NEWMARKET, ON

COLLEGE / CLUB: ROCHESTER INSTITUTE OF TECHNOLOGY

YEAR WITH THE MAMMOTH: EIGHTH

FAST FACTS

Gary Gait Award Recipient for team's Most Valuable Player (2022), Two-time Jamie Hanford Award Recipient for Most Inspirational Player (2023, 2025), Three-time John Grant Jr. Award recipient for Offensive Player of the Year (2020, 2022, 2025)

TRANSACTIONS

Selected by Colorado in the third round (25th overall)

CAREER

Colorado (2024): Missed entire 23-24 campaign on the team's Injured Reserve List ... Colorado (2023): Spent a majority of the 22-23 season on the Injured Reserve List ... Returned to log 39 points (6g, 33a) and 26 loose balls in the final six regular season games ... Paced the team in postseason scoring with 35 points (11g, 24a) and added 20 loose balls ... Colorado (2022): Recorded a personal and franchise-best 119 points (34g, 85a) in 18 regular season games, breaking John Grant Jr.'s previous record of 116, Added a career-best 10 points (2g, 8a) in quarterfinal matchup against Calgary before missing the remainder of the postseason due to injury ... Colorado (2020): Paced the Mammoth in goals (25) points (25g, 35a) and power-play goals (6) ... Finished the season tied with Eli McLaughlin for a team-best 11 power-play assists ... Recorded new personal single-season point and assists totals in 13 games ... Recorded his 100th career point Jan 18 against the Saskatchewan Rush (12-6 W) ... 2019 (Colorado): Scored the third-most Mammoth goals (27) and assists (32), posting the second most points (59) on the team...Scored the third-most shorthanded goals (3) in the league...Completed his first career hat trick on March 16 at Scotiabank Saddledome playing the Calgary Roughnecks (11-9 W)...2018 (Colorado): Scored 11 points (5 goals, 6 assists) through six games, scoring four points (2 goals, 2 assists) in his first NLL appearance during the Mammoth's season opener against the Vancouver Stealth at the Langley Events Centre on December 8, 2017 (15-8 W) ... Was the Mammoth's only 2017 draft pick to start the 2018 season on the active roster.

NLL STATISTICS

REGULAR SEASON


YEAR	TEAM	GP	G	A	PTS	PIH	PPG	PPA	SHG	SHA	GWG	LB	TO	CTO	S	SPCT	SOG	FO
2025	COL	18	36	59	95	22	3	5	2	0	2	79	53	5	184	0.196	131	0-0
2023	COL	6	6	33	39	2	2	8	0	2	0	26	29	3	63	.095	46	0-0
2022	COL	18	34	85	119	13	5	13	1	2	0	68	65	3	251	.135	178	0-0
2020	COL	13	25	35	60	4	6	11	1	0	0	63	39	2	168	.149	110	0-0
2019	COL	18	27	32	59	4	0	3	3	0	0	72	47	3	161	.168	112	0-0
2018	COL	6	5	6	11	2	1	0	0	0	0	13	9	2	51	.098	30	0-0
CAREER TOTALS		79	133	250	383	47	17	40	7	4	4	321	242	18	878	0.151	607	0-0

POSTSEASON

YEAR	TEAM	GP	G	A	PTS	PIH	PPG	PPA	SHG	SHA	GWG	LB	TO	CTO	S	SPCT	SOG	FO
2023	COL	7	11	24	35	4	1	8	1	0	0	20	28	1	68	.162	40	0-0
2022	COL	1	2	8	10	0	0	1	0	0	0	2	4	0	14	.143	11	0-0
2019	COL	2	5	3	8	0	1	0	0	0	0	4	2	1	26	.192	18	0-0
2018	COL	0	0	0	0	0	0	0	0	0	0	0	0	0	0	0	0	0-0
CAREER TOTALS		10	18	35	53	0	2	9	0	0	0	26	34	2	108	.167	69	0-0



MAMMOTH PLAYERS



17 THOMAS VELA FORWARD

HEIGHT: 5'9" WEIGHT: 185 LBS

BORN: SEPT. 26, 2002

SHOOTS: LEFT

HOMETOWN: BRUNABY, BC

COLLEGE / CLUB: ROCHESTER KNIGHTHAWKS

YEAR WITH THE MAMMOTH: THIRD

FAST FACTS

Made his NLL debut Jan. 7, 2023 with the Rochester Knighthawks against Panther City Lacrosse Club, where he recorded one assist.

TRANSACTIONS

Acquired by Colorado from the Calgary Roughnecks in exchange for forward Brett McIntyre

CAREER

Colorado (2025): Recorded career-high figures across the board, including 12 goals, 20 assists, 32 points, 45 loose balls, four caused turnovers and six penalty minutes in a personal-best 17 games played Colorado (2024): Notched a career-high nine points (1g, 8a), 14 loose balls and one caused turnover in seven appearances ... Rochester (2023): Recorded his first NLL goal Feb. 13 with the Rochester Knighthawks against the Halifax Thunderbirds ... Completed his rookie season with four points (2g, 2a), 10 loose balls and two penalty minutes in four games played.

NLL STATISTICS

REGULAR SEASON

YEAR	TEAM	GP	G	A	PTS	PM	PPG	PPA	SHG	SHA	GWG	LB	TO	CTO	S	SPCT	SOG	FO
2025	COL	17	12	20	32	6	0	1	0	0	0	45	27	4	66	0.182	48	0-0
2024	COL	7	1	8	9	0	0	1	0	0	0	14	11	1	40	.025	26	0-0
2023	ROC	4	2	2	4	2	0	0	1	0	0	10	10	0	23	.087	16	0-0
CAREER TOTALS		28	15	30	45	8	0	2	1	0	0	69	48	5	129	0.116	90	0-0

MAMMOTH PLAYERS



18 ROBERT HOPE

DEFENSEMAN

HEIGHT: 6'3" WEIGHT: 183 LBS

BORN: JULY 29, 1991

SHOOTS: LEFT

HOMETOWN: PETERBOROUGH, ON

COLLEGE / CLUB: PFEIFFER UNIVERSITY

YEAR WITH THE MAMMOTH: ELEVENTH

FAST FACTS

Four-time Dave Stille Award recipient for Mammoth Defensive Player of the Year (2016, 2018, 2019, 2020).
Five-time Jay Jalbert Award recipient for Mammoth Teammate of the Year (2017, 2018, 2019, 2022, 2025).
Four-time Mann Cup winner with the Peterborough Century 21 Lakers (2017, 2018, 2019, 2022).

CAREER

Colorado (2025): Recorded personal-best 155 loose balls while adding eight points (0g, 8a), 16 caused turnovers and 20 penalty minutes across 17 appearances ... Became franchise's all-time leader in caused turnovers ... Colorado (2024): Tied his career-high point total with 13 points (0g, 13a) in 18 games played ... Paced the team with 133 loose balls, 24 caused turnovers and a NLL-best 28 blocked shots ... Colorado (2023): Became franchise's all-time leader in loose balls Logged 11 points (1g, 10a), a career-best 154 loose balls, 18 caused turnovers, 14 blocked shots and 16 penalty minutes in 18 regular season appearances ... Recorded his 1,000th career loose ball April 29 against the San Diego Seals ... Colorado (2022): Paced the Mammoth in loose balls (128: fourth-consecutive year leading team) and caused turnovers (27) in 18 games played ... Added six points (0g, 6a), 59 loose balls and nine caused turnovers in seven postseason appearances ... Colorado (2020): Paced the Mammoth in loose balls (114: third-consecutive year leading team), caused turnovers (10) and penalty minutes (22) in 13 games played ... Finished the season tied with the third-most loose balls (114) among NLL players ... 2019 (Colorado): Led the Mammoth in loose ball recovery for the second-straight year (138)...2018 (Colorado): Led the Mammoth and was fourth in the NLL with career highs in loose balls (151) and caused turnovers (31)...tied his single game record with 14 loose balls against Vancouver on January 26, 2018, which resulted in a 14-13 Mammoth win...set career highs in assists (12) and points (13)...2017 (Colorado): Recovered the second most loose balls for the Mammoth (122) and tied for the second most caused turnovers (28)...2016 (Colorado): Played four games in which he scooped double-digit loose balls, including the season opener against the Georgia Swarm on January 1 at Pepsi Center in which he posted a career single-game high of 14 loose balls recovered (15-16 W)...2015 (Colorado): Established a new NLL rookie record with 28 caused turnovers, tying for the eighth-most caused turnovers in the league...recorded his first two NLL points (2a) on January 24, 2015 at Pepsi Center playing the Vancouver Stealth (9-20 W).

TRANSACTIONS

Selected by Colorado in the first round (seventh overall) in the 2014 NLL Entry Draft; was the first defender selected in the 2014 NLL Entry Draft.

NLL STATISTICS

REGULAR SEASON

YEAR	TEAM	GP	G	A	PTS	PIH	PPG	PPA	SHG	SHA	GWG	LB	TO	CTO	S	SPCT	SOG	FO
2025	COL	17	0	8	8	20	0	0	0	1	0	155	11	16	5	0.000	4	0-0
2024	COL	18	0	13	13	14	0	0	0	1	0	133	7	24	1	0	0	1-1
2023	COL	18	1	10	11	16	0	0	0	1	0	154	18	18	4	.250	2	0-0
2022	COL	15	0	6	6	16	0	0	0	2	0	128	14	27	8	0	5	0-0
2020	COL	13	0	3	3	22	0	0	0	0	0	114	10	10	4	0	3	0-0
2019	COL	18	1	4	5	16	0	0	0	0	0	138	12	13	5	.200	5	0-0
2018	COL	18	1	12	13	22	0	0	0	2	2	151	17	31	5	.200	3	0-0
2017	COL	18	0	10	10	14	0	1	0	3	3	122	18	28	3	0	1	0-0
2016	COL	18	1	9	10	8	0	0	0	0	0	128	13	24	3	.333	3	0-0
2015	COL	17	0	5	5	15	0	0	0	0	0	72	11	28	3	0	2	0-0
CAREER TOTALS		170	4	80	84	163	0	1	0	10	1	1,295	131	219	41	0.098	28	0-0

POSTSEASON

YEAR	TEAM	GP	G	A	PTS	PIH	PPG	PPA	SHG	SHA	GWG	LB	TO	CTO	S	SPCT	SOG	FO
2023	COL	7	0	3	3	6	0	0	0	2	0	49	5	10	2	0	2	0-0
2022	COL	7	0	6	6	6	0	0	0	0	0	59	6	9	1	0	1	0-0
2019	COL	2	0	1	1	0	0	0	0	0	0	14	1	1	0	0	0	0-0
2018	COL	1	0	0	0	0	0	0	0	0	0	7	0	2	0	0	0	0-0
2017	COL	3	0	1	1	2	0	0	0	1	1	9	0	5	0	0	0	0-0
2016	COL	1	0	0	0	4	0	0	0	0	0	7	1	3	0	0	0	0-0
2015	COL	1	0	0	0	0	0	0	0	0	0	3	0	1	0	0	0	0-0
CAREER TOTALS		22	0	11	11	18	0	0	0	2	1	148	13	33	3	0	3	0-0



MAMMOTH PLAYERS



**20 OWEN
DOWN**

DEFENSEMAN

HEIGHT: 6'5" **WEIGHT:** 200 LBS

BORN: MAY 10, 1999

SHOOTS: RIGHT

HOMETOWN: SCARBOROUGH, ON

COLLEGE / CLUB: ROBERT MORRIS UNIVERSITY

YEAR WITH THE MAMMOTH: THIRD

FAST FACTS

Made his NLL debut Jan. 6, 2024 against the Buffalo Bandits, where he recorded three loose balls, one blocked shot and one caused turnover.

CAREER

Colorado (2025): Recorded new career highs across the board, including five points (0g, 5a), 53 loose balls, 12 caused turnovers and 10 penalty minutes in 15 appearances ... Colorado (2024): Notched three points (1g, 2a), 21 loose balls, six caused turnovers and three blocked shots in eight regular season appearances as a rookie ... Logged his first NLL goal April 20 against the Halifax Thunderbirds.

TRANSACTIONS

Drafted 1st overall (first round) by the Mammoth in the Panther City Lacrosse Club Dispersal Draft.

NLL STATISTICS

REGULAR SEASON

YEAR	TEAM	GP	G	A	PTS	PIM	PPG	PPA	SHG	SHA	GWG	LB	TO	CTO	S	SPCT	SOG	FO
2025	COL	15	0	5	5	10	0	0	0	0	0	53	9	12	1	0.000	1	0-5
2024	COL	8	1	2	3	8	0	0	0	0	0	21	4	6	2	.500	2	0-0
CAREER TOTALS		23	1	7	8	18	0	0	0	0	0	74	13	18	3	0.333	3	0-5

MAMMOTH PLAYERS



23 JORDAN GILLES

DEFENSEMAN

HEIGHT: 5'11" WEIGHT: 200 LBS

BORN: OCTOBER 5, 1994

SHOOTS: RIGHT

HOMETOWN: RICHMOND, BC

COLLEGE / CLUB: DELTA ISLANDERS

YEAR WITH THE MAMMOTH: TENTH

FAST FACTS

Won back-to-back BCJALL titles with the Coquitlam Adanacs in 2013 and 2014.
Two-time Dave Stille Award recipient for Defensive Player of the Year (2024, 2025).

CAREER

Colorado (2025): Notched a personal-best 10 assists amongst 12 points (2g, 10a) while pacing defenseman in scoring ... Added 104 loose balls, 16 caused turnovers and four penalty minutes ... Logged his 700th career loose ball Jan. 18 against the Albany FireWolves ... Colorado (2024): Logged a career-high 13 points (4g, 9a) and personal-best 116 loose balls in 17 games played ... Colorado (2023): Tied his career-high point total of 10 points (3g, 7a), adding 92 loose balls, 12 caused turnovers 15 blocked shots and nine penalty minutes in 18 games played ... Logged five points (2g, 3a), a career-best 47 loose balls, postseason best-tying seven caused turnovers, six blocked shots and two penalty minutes in seen postseason appearances ... Recorded his 100th career caused turnover March 25 against the Vancouver Warriors ... Colorado (2022): Logged nine points (5g, 4a), 100 loose balls and 20 caused turnovers in 16 regular season appearances ... Added a career-best six points (2g, 4a), 39 loose balls and seven caused turnovers in seven playoff games ... Colorado (2020): Tallied seven points (5g, 2a), 68 loose balls and a career-high six penalty minutes in 13 games played ... Recorded his 350th career loose ball February 15 against the San Diego Seals (10-7 W) ... 2019 (Colorado): Scored the second most goals among Mammoth defensemen (3)...2018 (Colorado): Set a career high with 87 loose balls...Second in shorthanded goals (2) for the Mammoth...2017 (Colorado): Set a career high with 23 caused turnovers...2016 (Colorado): Had an immediate impact as a rare sixth-round draft pick to make the team, scoring a career high of eight goals as a rookie in 2016, which had him tied for the lead among Mammoth defensemen...Scored a goal in each of his first two career games, both wins for the Mammoth.

NLL STATISTICS

REGULAR SEASON

YEAR	TEAM	GP	G	A	PTS	PIH	PPG	PPA	SHG	SHA	GWC	LB	TO	CTO	S	SPCT	SOG	FO
2025	COL	18	2	10	12	4	0	0	0	1	0	104	13	16	18	0.111	15	0-0
2024	COL	17	4	9	13	31	0	0	1	0	0	116	11	17	18	.222	12	0-0
2023	COL	18	3	7	10	9	0	0	0	0	0	92	7	12	12	.250	10	1-2
2022	COL	16	5	4	9	2	0	0	1	0	0	100	12	20	22	.227	18	0-0
2020	COL	13	5	2	7	6	0	0	0	1	1	68	4	9	14	.357	12	0-1
2019	COL	18	3	1	4	2	0	0	0	0	0	78	11	12	23	.130	17	0-0
2018	COL	18	3	5	8	2	1	0	2	0	0	87	10	13	20	.150	9	0-0
2017	COL	17	3	5	8	4	0	0	0	0	0	58	6	23	17	.176	12	1-1
2016	COL	17	8	2	10	4	0	0	0	0	0	66	9	17	22	.364	15	0-0
CAREER TOTALS		152	36	45	81	64	1	0	4	2	1	769	70	139	166	0.217	120	2-4

POSTSEASON

YEAR	TEAM	GP	G	A	PTS	PIH	PPG	PPA	SHG	SHA	GWC	LB	TO	CTO	S	SPCT	SOG	FO
2023	COL	7	2	3	5	2	0	0	0	1	0	47	5	7	8	.250	3	0-0
2022	COL	7	2	4	6	0	0	0	0	0	0	39	4	7	11	.182	9	0-0
2019	COL	2	0	0	0	0	0	0	0	0	0	2	1	2	0	0	0	0-0
2018	COL	1	0	0	0	0	0	0	0	0	0	14	3	0	3	0	1	0-0
2017	COL	3	2	0	2	0	0	0	0	0	0	14	1	1	5	.400	4	0-0
2016	COL	1	0	0	0	0	0	0	0	0	0	5	1	0	0	0	0	0-0
CAREER TOTALS		21	6	7	13	2	0	0	0	1	0	121	15	17	27	.222	17	0-0



MAMMOTH PLAYERS



29 NATHAN WHITTON

GOALIE

HEIGHT: 6'3" WEIGHT: 275 LBS

BORN: AUGUST 25, 2005

THROWS: RIGHT

HOMETOWN: ELMIRA, ON

COLLEGE / CLUB: MIMICO MOUNTAINEERS JR. "A"

YEAR WITH THE MAMMOTH: SECOND

FAST FACTS

Spent 16 games on Active Roster during rookie campaign

TRANSACTIONS

Selected by Colorado in the second round (21st overall) of the 2024 NLL Entry Draft

CAREER


Colorado (2025): Ended rookie campaign with 47 saves, a 15.47 goals-against average and .734 save percentage across 65:57 minutes played ... Made first professional start March 23 against the Ottawa Black Bears ... Recorded first career save Dec. 21 against the Halifax Thunderbirds ... Made NLL debut Nov. 29 against the Vancouver Warriors.

NLL STATISTICS

REGULAR SEASON

YEAR	TEAM	MIN	W	L	GA	GAA	SV	SV%
2025	COL	65 min 57 sec	0	1	17	15.47	47	0.734
CAREER TOTALS		65 MIN 57 SEC	0	1	17	15.47	47	0.734

MAMMOTH PLAYERS



45 DILLON WARD

GOALTENDER

HEIGHT: 6'5" **WEIGHT:** 225 LBS

BORN: MARCH 28, 1991

SHOOTS: RIGHT

HOMETOWN: ORANGEVILLE, ON

COLLEGE / CLUB: BELLARMINE UNIVERSITY

YEAR WITH THE MAMMOTH: TWELFTH

FAST FACTS

Six-time Gary Galt Award Recipient for team's Most Valuable Player (2017, 2018, 2020, 2022, 2023, 2025).
Five-time NLL All-Pro selection (2016-2018, 2020, 2022).
2022 NLL Finals MVP.

CAREER

Colorado (2025): Added to franchise-leading totals by logging a career-high 722 saves while posting an 8-9 record, 11.04 goals-against average and .784 save percentage in 17 games played ... 2024 (Colorado): Recorded 492 saves while posting a 4-9 record, 12.32 goals-against average and .757 save percentage in 15 games played ... Colorado (2023): Produced a 9-7 regular season record in nearly 955 minutes of action ... Logged six points (0g, 6a), 632 saves, an 11.19 goals-against average and .780 save percentage in 17 starts ... Notched his 900th career save April 29 against the San Diego Seals ... Posted a 4-3 playoff record, including 285 saves, a 10.77 goals-against average and .792 save percentage ... Colorado (2022): Amassed a 9-7 record, 10.22 goals-against average and .804 save percentage ... Posted a 5-2 record, 11.22 goals-against average and .785 save percentage en route to being named the 2022 NLL Finals MVP ... Colorado (2020): Posted a career-best 9.62 goals-against average and .816% save percentage in 13 games played ... Recorded his 50th career victory and tallied his 4,000th career save February 15 against the San Diego Seals (10-7 W) 2019 (Colorado): Had the second-lowest goals against (174) among NLL starting goaltenders, holding opponents under 10 goals in six regular-season games, and holding Calgary to just 8 goals in the lowest-scoring West Division Final since 2009...2018 (Colorado): Recorded career highs in minutes played (981:41), wins (10) and saves (645)...Allowed the second-least goals (181) among NLL goaltenders who appeared in 18 games...2017 (Colorado): Finished the season second in save percentage (.793) among NLL goaltenders who played more than 200 minutes, three-thousandths behind the leader...Finished second in goals-against-average (10.89), seven-hundredths shy of the top spot...Set a single-game record in saves (56) against Saskatchewan which resulted in an 8-7 Mammoth loss; Ward was named First Star of the game...2016 (Colorado): Led the NLL with an .800 save percentage...His 10.33 goals-against average (2nd in the NLL) was three-hundredths from the League lead... Didn't record a losing decision during a span of more than two months, from the February 13 win against Calgary to the April 15 loss against Saskatchewan.

TRANSACTIONS

Selected third overall by the Mammoth in the 2013 NLL Entry Draft, becoming the first goaltender to be drafted in the top three since Gee Nash (2nd overall) in 1999.

NLL STATISTICS

REGULAR SEASON

YEAR	TEAM	MIN	W	L	GA	GAA	SV	SV%
2025	COL	1016 min 9 sec	8	9	187	11.04	722	0.794
2024	COL	769 min 39 sec	4	9	158	12.32	492	.757
2023	COL	954 MIN 44 SEC	9	7	178	11.19	632	.780
2022	COL	985 MIN 53 SEC	9	7	168	10.22	688	.804
2020	COL	729 MIN 51 SEC	6	6	117	9.62	520	.816
2019	COL	963 MIN 01 SEC	5	11	174	10.84	599	.775
2018	COL	981 MIN 41 SEC	10	6	181	11.06	645	.781
2017	COL	909 MIN 05 SEC	9	6	165	10.89	632	.793
2016	COL	743 MIN 20 SEC	7	3	128	10.33	511	.800
2015	COL	827 MIN 03 SEC	7	6	173	12.55	547	.760
2014	COL	901 MIN 13 SEC	7	7	174	11.58	592	.773
CAREER TOTALS		9781 MIN 40 SEC	81	77	1,803	11.06	6,580	0.785

POSTSEASON

YEAR	TEAM	MIN	W	L	GA	GAA	SV	SV%
2023	COL	417 MIN 46 SEC	4	3	75	10.77	285	.792
2022	COL	422 MIN 26 SEC	5	2	79	11.22	289	.785
2019	COL	124 MIN 04 SEC	1	1	18	8.70	90	.833
2018	COL	59 MIN 58 SEC	0	1	13	13.01	31	.705
2017	COL	173 MIN 58 SEC	1	2	38	13.11	115	.752
2016	COL	70 MIN 17 SEC	0	1	11	9.39	47	.810
2015	COL	27 MIN 45 SEC	0	1	7	15.14	21	.750
2014	COL	60 MIN 29 SEC	0	1	16	15.87	42	.724
CAREER TOTALS		1358 MINS 23 SEC	11	12	257	11.97	920	0.782



MAMMOTH PLAYERS



51 ELI MCLAUGHLIN FORWARD

HEIGHT: 6'1" WEIGHT: 185 LBS

BORN: AUGUST 25, 1993

SHOOTS: LEFT

HOMETOWN: SURREY, BC

COLLEGE / CLUB: COQUITLAM ADANACS

YEAR WITH THE MAMMOTH: ELEVENTH

FAST FACTS

Two-time Gary Gait Award recipient for Most Valuable Player (2019, 2024).
Three-time John Grant Jr. Award recipient for Offensive Player of the Year (2019, 2023, 2024).
Franchise's all-time leading goal-scorer.

CAREER

Colorado (2025): Produced 46 points (23g, 23a) in 12 regular season appearances ... 2024 (Colorado): Led the team with 43 goals and 50 assists as he posted new career-high totals across the board, including a personal-best 93 points ... Completed his 150th career NLL game April 13 against the Las Vegas Desert Dogs ... Colorado (2023): Tied his career-high total of 83 points (44g, 39a) while setting a new personal-best goal count ... Recorded 65 loose balls and five caused turnovers in 17 games played ... Added 33 points (16g, 17a) and 17 loose balls in seven postseason appearances ... Colorado (2022): Recorded 83 points (38g, 45a) and 66 loose balls in 18 regular season appearances ... ranked second in points, goals and assists among Mammoth players ... Added a career and team-best 41 points (20g, 21a) and 19 loose balls in five postseason games before getting injured ... Colorado (2020): Recorded 51 points (15g, 36a) in 13 games played, ranking second among Mammoth scorers ... Paced the Mammoth with 36 assists and tied Ryan Lee to lead the team with 11 power-play goals ... Earned his 300th career point at Ball Arena against the Buffalo Bandits on January 25 (13-12 OTL) ... 2019 (Colorado): Led Colorado with new career-highs in points (76) and goals (35), scoring the seventh-most goals in the league...Tallied his 100th goal on January 12 at Pepsi Center playing the Toronto Rock...2018 (Colorado): Tied his career-high in goals (29), scoring the third most Mammoth goals, and set a career-high in power play goals (11), scoring the second most Mammoth power play goals and the fourth most NLL power play goals...2017 (Colorado): Set a career-high with 72 points resulting from career-records set in goals and assists (29G, 43A)...Scored a single-game high with seven goals against the Calgary Roughnecks on March 3, 2017 which resulted in an 18-9 Mammoth win.

TRANSACTIONS

Selected by the Mammoth in the first round (fourth overall) in the 2014 NLL Entry Draft.

NLL STATISTICS

REGULAR SEASON

YEAR	TEAM	GP	G	A	PTS	PIH	PPG	PPA	SHG	SHA	GWG	LB	TO	CTO	S	SPCT	SOG	FO
2025	COL	12	23	23	46	4	1	9	0	0	1	49	27	1	143	.0161	95	0-0
2024	COL	18	43	50	93	2	10	11	3	1	1	74	53	7	290	.148	209	0-0
2023	COL	17	44	39	83	2	13	11	0	1	1	65	49	5	250	.176	179	0-0
2022	COL	18	38	45	83	6	5	7	1	1	4	66	40	4	191	.199	141	0-0
2020	COL	11	15	36	51	2	3	11	0	3	1	42	50	1	141	.106	106	0-0
2019	COL	16	35	41	76	8	8	10	0	0	4	58	60	9	208	.168	134	0-0
2018	COL	18	29	20	49	12	11	4	1	1	1	46	37	5	177	.164	107	0-0
2017	COL	18	29	43	72	0	9	13	0	1	1	59	37	5	156	.186	104	0-0
2016	COL	18	21	19	40	0	9	3	0	1	1	45	34	3	108	.194	80	0-0
2015	COL	17	15	23	38	0	4	3	0	0	0	32	24	4	89	.169	66	0-0
CAREER TOTALS		163	292	399	691	25	73	82	5	9	19	542	411	44	1,753	0.167	1,221	0-0

POSTSEASON

YEAR	TEAM	GP	G	A	PTS	PIH	PPG	PPA	SHG	SHA	GWG	LB	TO	CTO	S	SPCT	SOG	FO
2023	COL	7	16	17	33	0	6	7	1	0	2	17	18	1	85	.188	56	0-0
2022	COL	5	20	21	41	0	3	2	0	0	1	19	11	0	64	.313	53	0-0
2019	COL	2	3	5	8	0	0	1	0	0	0	2	8	0	29	.103	22	0-0
2018	COL	1	1	1	2	0	0	0	1	0	0	3	0	0	9	.111	9	0-0
2017	COL	3	7	2	9	0	2	0	0	1	1	8	3	0	29	.241	23	0-0
2016	COL	1	0	0	0	2	0	0	0	0	0	2	1	0	5	0	4	0-0
2015	COL	1	1	2	3	2	0	2	0	0	0	5	0	0	3	.333	2	0-0
CAREER TOTALS		20	48	48	96	4	11	12	2	1	3	56	41	1	224	.214	169	0-0

MAMMOTH PLAYERS



71 JALEN CHASTER

DEFENSEMAN

HEIGHT: 6'0" WEIGHT: 185 LBS

BORN: OCTOBER 23, 1999

SHOOTS: LEFT

HOMETOWN: COQUITLAM, BC

COLLEGE / CLUB: COQUITLAM ADANACS

YEAR WITH THE MAMMOTH: FIFTH

FAST FACTS

Minto Cup Champion with Coquitlam Adanacs Jr. A (2018).

TRANSACTIONS

Selected by Colorado in the second round (31st

CAREER

Colorado (2025): Notched six points (1g, 5a), 50 loose balls, eight caused turnovers and 14 penalty minutes across 18 appearances ... 2024 (Colorado): Tied his career-high eight points (1g, 7a) while earning a new personal-best seven assists ... Added 64 loose balls and nine caused turnovers in 15 games played ... Recorded his 200th career loose ball April 13 against the Las Vegas Desert Dogs ... Colorado (2023): Produced a career-high eight points (2g, 6a), personal-best six assists, 79 loose balls, five caused turnovers, seven blocked shots and 20 penalty minutes in 18 regular season appearances ... Added one point (0g, 1a), 24 loose balls, five caused turnovers, four blocked shots and four penalty minutes in seven postseason games played ... Produced a career-high eight points (2g, 6a), personal-best six assists, 79 loose balls, five caused turnovers, seven blocked shots and 20 penalty minutes in 18 regular season appearances ... Added one point (0g, 1a), 24 loose balls, five caused turnovers, four blocked shots and four penalty minutes in seven postseason games played ... Colorado (2022): Recorded five points (2g, 3a), 61 loose balls and 11 caused turnovers in 16 regular season games as a rookie ... Added four points (1g, 3a), 13 loose balls and two caused turnovers in his first seven postseason appearances.

NLL STATISTICS

REGULAR SEASON

YEAR	TEAM	GP	G	A	PTS	PIM	PPG	PPA	SHG	SHA	GWG	LB	TO	CTO	S	SPCT	SOG	FO
2025	COL	18	1	5	6	14	0	1	0	0	0	50	5	8	15	0.067	11	0-4
2024	COL	15	1	7	8	9	0	0	0	0	0	64	3	9	13	.077	8	0-0
2023	COL	18	2	6	8	20	0	0	0	0	0	79	14	5	12	.182	9	1-5
2022	COL	16	2	3	5	8	0	0	0	0	0	61	11	11	11	.182	7	0-2
CAREER TOTALS		67	6	21	27	51	0	1	0	0	0	254	33	33	51	0.118	35	1-11

POSTSEASON

YEAR	TEAM	GP	G	A	PTS	PIM	PPG	PPA	SHG	SHA	GWG	LB	TO	CTO	S	SPCT	SOG	FO
2023	COL	7	0	1	1	4	0	0	0	0	0	24	4	5	7	0	1	0-0
2022	COL	7	1	3	4	0	0	0	0	0	0	13	5	2	2	.500	2	0-0
CAREER TOTALS		14	1	4	5	4	0	0	0	0	0	37	9	7	9	.111	3	0-0



MAMMOTH PLAYERS



89 CONNOR COOK

DEFENSEMAN

HEIGHT: 5'10" WEIGHT: 179 LBS

BORN: SEPTEMBER 7, 1996

SHOOTS: RIGHT

HOMETOWN: LETHBRIDGE, AB

COLLEGE / CLUB: CALGARY JR. "A" MOUNTIES

YEAR WITH THE MAMMOTH: SECOND

FAST FACTS

Named the 2025 Colorado Mammoth Rookie of the Year (First-Ever Award Recipient)
Played in 17 of 18 regular season games throughout rookie campaign.

TRANSACTIONS

Acquired by Colorado as a free agent on September 2, 2024.

CAREER

Colorado (2025): Recorded seven points (3g, 4a), 44 loose balls and four caused turnovers in 14 games played throughout rookie campaign ... Notched first professional goals (2g, 0a) Dec. 29 against the Georgia Swarm ... Made NLL debut and recorded first professional point (0g, 1a) Nov. 29 against the Vancouver Warriors.

NLL STATISTICS

REGULAR SEASON

YEAR	TEAM	GP	G	A	PTS	PIH	PPG	PPA	SHG	SHA	GWG	LB	TO	CTO	S	SPCT	SOG	FO
2025	COL	17	1	1	2	14	0	0	0	0	0	29	5	13	5	0.200	3	0-0
CAREER TOTALS		17	1	1	2	14	0	0	0	0	0	29	5	13	5	0.200	3	0-0

MAMMOTH PLAYERS



91 TJ COMIZIO DEFENSEMAN

HEIGHT: 5'10" WEIGHT: 165 LBS

BORN: JANUARY 7, 1997

SHOOTS: RIGHT

HOMETOWN: BASKING RIDGE, NJ

COLLEGE / CLUB:

YEAR WITH THE MAMMOTH: SECOND

FAST FACTS

Drafted by the Georgia Swarm during the third round (44th overall) of the 2019 NLL Entry Draft.
Recorded five points (0g, 5a) during his six games with Colorado in 2025.

TRANSACTIONS

Acquired by Colorado from the Georgia Swarm on March 6 in exchange for a third-round selection in the 2026 NLL Entry Draft

CAREER

Colorado (2025): Recorded five points (0g, 5a), 40 loose balls, five caused turnovers and 10 penalty minutes during six regular season appearances ... Georgia (2025): Logged three points (0g, 3a), 44 loose balls, 10 caused turnovers and two penalty minutes during nine games played with the Georgia Swarm before being acquired by Colorado ... Georgia (2024): Notched four points (0g, 4a), 98 loose balls and six penalty minutes while pacing Swarm personnel with team-high 23 caused turnovers ... Earned one point (0g, 1a), six loose balls and one caused turnover while making his postseason debut April 27 against the Buffalo Bandits ... Georgia (2023): Produced 16 points (2g, 14a), including a career-high 14 assists, while adding a personal-best 139 loose balls and squad-high 31 caused turnovers across 17 appearances ... Georgia (2022): Recorded a career-high six goals amongst his personal-best 18 points (6g, 12a) ... Chipped in 90 loose balls, 22 caused turnovers and four penalty minutes ... Made NLL debut and scored first professional point (0g, 1a), Dec. 12 against the New York Riptide.

NLL STATISTICS

REGULAR SEASON

YEAR	TEAM	GP	G	A	PTS	PIM	PPG	PPA	SHG	SHA	GWG	LB	TO	CTO	S	SPCT	SOG	FO
2025	COL/GRG	15	0	8	8	12	0	0	0	0	0	84	16	15	11	0.000	8	2-15
2024	GRG	17	0	4	4	6	0	0	0	0	0	98	11	23	9	0.000	7	0-0
2023	GRG	18	2	14	16	2	1	0	0	0	0	139	12	31	9	0.222	8	1-4
2022	GRG	17	6	12	18	4	0	0	0	0	0	90	2	22	12	0.500	10	22-72
CAREER TOTALS		67	8	38	46	24	1	0	0	0	0	411	41	91	41	0.195	33	25-91

POSTSEASON

YEAR	TEAM	GP	G	A	PTS	PIM	PPG	PPA	SHG	SHA	GWG	LB	TO	CTO	S	SPCT	SOG	FO
2024	GRG	1	0	1	1	0	0	0	0	0	0	6	2	1	2	0.000	1	0-0
CAREER TOTALS		1	0	1	1	0	0	0	0	0	0	6	2	1	2	0.000	1	0-0



MAMMOTH ROOKIES AND FIRST YEAR PLAYERS

**KALEB MARTIN - 1**
GOALTENDER


Height: 6'3"
Weight: 192 lbs
Born: February 27, 2002
Shoots: Right
Hometown: Owen Sound, ON
College/Club: Owen Sound North Stars

**ANDREW KEW - 42**
FORWARD


Height: 6'2"
Weight: 195 lbs
Born: May 19, 1996
Shoots: Left
Hometown: Oakville, ON
Former NLL Team: Georgia Swarm

**BRAEDON SARIS - 11**
FORWARD


Height: 6'3"
Weight: 215 lbs
Born: February 2, 2002
Shoots: Right
Hometown: Burlington, ON
College/Club: Burlington Blaze Jr. "A"

**JAMESON BUCKTOOTH - 44**
FORWARD

Height: 5'10"
Weight: 192 lbs
Born: March 26, 2005
Shoots: Left
Hometown: Onandaga Nation
College/Club: St. Catherine's Athletics Jr. "A"

**CONNOR NOCK - 19**
DEFENSEMAN

Height: 6'3"
Weight: 193 lbs
Born: December 4, 2003
Shoots: Left
Hometown: Osgoode, ON
College/Club: Coquitlam Adanacs Jr. "A"

**DYLAN MCINTOSH - 47**
FORWARD

Height: 6'1"
Weight: 207 lbs
Born: April 15, 1999
Shoots: Right
Hometown: Pitt Meadows, BC
Former NLL Team: Vancouver Warriors

**MATTHEW PAOLATTO - 27**
FACEOFF

Height: 5'10"
Weight: 198 lbs
Born: December 25, 2000
Shoots: Right
Hometown: Sherborn, MA
College/Club: Rutgers University

**DYLAN HESS - 88**
DEFENSEMAN

Height: 6'0"
Weight: 218 lbs
Born: November 29, 2001
Shoots: Right
Hometown: Ponte Vedra Beach, FL
College/Club: University of Florida

**ARI STEVENS - 32**
DEFENSEMAN

Height: 6'4"
Weight: 211 lbs
Born: March 16, 2000
Shoots: Right
Hometown: Brentwood Bay, BC
College/Club: Victoria University

**BRIAN SIMMONS - 41**
DEFENSEMAN

Height: 6'0"
Weight: 187 lbs
Born: November 9, 2001
Shoots: Right
Hometown: Coquitlam, BC
College/Club: Robert Morris University

PRONUNCIATION GUIDE



#	NAME	POSITION	PRONUNCIATION
1	Kaleb Martin	Goaltender	Kay-lub Mar-tin
3	Tim Edwards	Defenseman	Tim ED-wurds
4	Will Malcom	Forward	Will MAL-come
7	Owen Rahn	Forward	Oh-win RON
11	Braedon Saris	Forward	Bray-den SARE-is
13	Brett Craig	Defenseman	Brett CREG
14	Warren Jeffrey	Defenseman	WAR-IN JEFF-REY
16	Ryan Lee	Forward	Rye-in LEE
17	Thomas Vela	Forward	Tom-mus VEL-uh
18	Robert Hope	Defenseman	Rob-urt HOPE
19	Connor Nock	Defenseman	Conn-er NOCK
20	Owen Down	Defenseman	Oh-win DOWN
23	Jordan Gilles	Defenseman	Jor-din GILL-iss
27	Matthew Paolatto	Faceoff	Math-yew PUH-Lotto
29	Nathan Whittom	Goaltender	NAY-thin WHIT-uhm
32	Ari Stevens	Defenseman	ARR-EE STEVE-ens
41	Brian Simmons	Defenseman	BRY-in SIM-inns
42	Andrew Kew	Forward	An-DREW QUEUE (Q)
44	Jameson Bucktooth	Forward	Jay-muh-SON BUCK-tooth
45	Dillon Ward	Goaltender	Dill-in WOARD
47	Dylan McIntosh	Forward	Dill-in MACK-in-TAWSH
51	Eli McLaughlin	Forward	e-LIE mick-LAUCK-lin
71	Jalen Chaster	Defenseman	JAY-lin CHAH-ster
88	Dylan Hess	Defenseman	Dill-in HESS
89	Conner Cook	Defenseman	Conn-er COOK
91	TJ Comizio	Defenseman	Tee-Jay Cuh-MIZZ-e-o
	Pat Coyle	Head Coach	Pat KOY-uhl
	Jason Bishop	Offensive Coordinator	Jay-sin BISH-up
	Andrew McBride	Defensive Coordinator	An-DREW mick-BRIDE
	Joel Raether	Head of Sports Performance	Joel RAETH-er



RECORD BOOK

SEASON - BY - SEASON RECORD

Season	GP	W	L	Pct.	Finished	Playoffs
2003	16	9	7	.563	First, East	Lost league semifinal
2004	16	13	3	.813	First, West	Lost division final
2005	16	8	8	.500	Third, West	Lost division semifinal
2006	16	10	6	.625	Second, West	Won league championship
2007	16	12	4	.750	First, West	Lost division semifinal
2008	16	9	7	.563	Second, West	Lost division semifinal
2009	16	7	9	.438	Fourth, West	Lost division semifinal
2010	16	4	12	.250	Fifth, West	Did not qualify
2011	16	5	11	.313	Fourth, West	Lost division semifinal
2012	16	11	5	.688	Second, West	Lost division semifinal
2013	16	7	9	.438	Fourth, West	Lost division semifinal
2014	18	8	10	.444	Third, West	Lost division semifinal
2015	18	9	9	.500	Second, West	Lost division semifinal
2016	18	12	6	.667	Second, West	Lost division semifinal
2017	18	9	9	.500	Third, West	Lost division final
2018	18	11	7	.611	Second, West	Lost division semifinal
2019	18	6	12	.333	Fourth, West	Lost division final
2020	13	7	6	.538	NA	NA
2022	18	10	8	.556	Third, West	Won league championship
2023	18	9	9	.500	Fourth, West	Lost league championship
2024	18	5	13	.385	Fifteenth	Did not qualify
2025	18	8	10	.444	Tenth	Did not qualify
Totals	356	189	180	.531		

Home Record					Road Record				
Season	GP	W	L	Pct.	GP	W	L	Pct.	
2003	8	6	2	.750	8	3	5	.375	
2004	8	7	1	.875	8	6	2	.750	
2005	8	5	3	.625	8	3	5	.375	
2006	8	6	2	.750	8	4	4	.500	
2007	8	7	1	.875	8	5	3	.625	
2008	8	6	2	.750	8	3	5	.375	
2009	8	4	4	.438	8	3	5	.375	
2010	8	0	8	.000	8	4	4	.500	
2011	8	3	5	.375	8	2	6	.250	
2012	8	5	3	.625	8	6	2	.750	
2013	8	3	5	.438	8	4	4	.500	
2014	9	4	5	.444	9	4	5	.444	
2015	9	6	3	.667	9	3	6	.333	
2016	9	8	1	.889	9	4	5	.444	
2017	9	5	4	.500	9	4	5	.444	
2018	9	5	4	.556	9	6	3	.667	
2019	9	3	6	.333	9	3	6	.333	
2020	6	4	2	.667	7	3	4	.429	
2022	9	7	2	.778	9	3	6	.333	
2023	9	7	2	.778	9	2	7	.222	
2024	9	4	5	.444	9	1	8	.111	
2025	9	4	5	.444	9	4	5	.444	
Totals	184	109	75	.592	185	81	104	.438	

RECORD BOOK



RECORD BY MONTH

Season	November	December	January	February	March	April	May
2003	--	--	3-2	1-3	3-2	2-0	--
2004	--	--	4-2	4-0	4-1	1-0	--
2005	--	--	2-2	3-1	2-2	1-3	--
2006	--	0-1	2-2	2-0	3-2	3-1	--
2007	--	1-0	4-1	4-0	2-2	1-1	--
2008	--	1-0	3-0	1-2	1-2	3-3	--
2009	--	--	2-2	2-2	2-2	1-3	--
2010	--	--	2-3	0-3	0-3	2-3	--
2011	--	--	1-3	0-4	1-1	3-3	--
2012	--	--	4-0	2-1	4-2	1-2	--
2013	--	--	1-2	1-3	3-3	2-1	--
2014	--	0-1	2-4	2-1	1-3	3-1	--
2015	--	--	3-1	1-3	3-1	2-3	0-1
2016	--	--	4-1	3-1	2-1	3-3	--
2017	--	1-0	1-3	3-1	3-2	1-3	--
2018	--	3-0	1-1	1-2	5-2	1-2	--
2019	--	0-1	1-3	2-2	3-2	0-2	--
2020	0-1	2-0	2-3	2-2	1-0	--	--
2022	--	2-1	2-0	2-2	1-3	3-2	--
2023	--	1-1	2-1	2-3	2-2	2-2	--
2024	--	1-2	2-2	1-3	1-2	0-4	--
2025	1-0	2-2	2-1	1-2	2-2	0-3	--
Totals	1-1	14-9	50-39	40-41	49-42	35-45	0-1

ATTENDANCE

Season	Total	Average	NLL Rank	Single-Game High	Sellouts
2003	131,907	16,488	Second	18,207 (twice)	2
2004	140,942	17,618	First	18,290	5
2005	136,286	17,036	Second	18,326	2
2006	132,347	16,543	First	18,027	1
2007	134,359	16,795	First	18,027	2
2008	139,719	17,464	First	18,301	3
2009	131,791	16,474	Second	17,712	0
2010	120,288	15,036	Second	15,727	0
2011	126,927	15,866	Second	17,841	0
2012	121,913	15,239	Second	17,116	0
2013	126,084	15,761	First	17,622	0
2014	141,356	15,706	First	17,109	0
2015	133,091	14,788	First	16,239	0
2016	124,489	13,832	Second	15,622	0
2017	130,128	14,458	Third	17,209	0
2018	126,693	14,077	Third	16,062	0
2019	115,342	12,815	Third	15,951	0
2020	69,299	11,550	Fourth	12,297	0
2022	73,941	8,216	Fourth	9,602	0
2023	89,099	9,900	Third	10,662	0
2024	93,416	10,380	Third	11,252	0
2025	148,383	9,875	Third	10,788	0
Totals	2,613,859	14,360	Third	--	15



RECORD BOOK

HEAD COACHES

	Season	W	L	Pct.
Rod Jensen	2003	4	5	.444
Jamie Batley	2003	5	2	.714
	2004	13	3	.813
	2005	8	8	.500
Totals	3 seasons	26	13	.667
Gary Gait	2006	10	6	.625
	2007	12	4	.750
Totals	2 seasons	22	10	.688
Bob McMahon	2008	9	7	.563
	2009	7	9	.438
	2010	0	2	.000
Totals	3 seasons	16	16	.500
Steve Govett	2010	2	5	.286
Totals	1 seasons	2	5	.286
Bob Hamley	2010	2	5	.400
	2011	5	11	.313
	2012	11	5	.688
	2013	7	9	.437
	2014	4	7	.364
Totals	5 seasons	29	37	.439
Pat Coyle, Chris Gill, Dan Stroup	2014	4	3	.571
	2015	9	9	.500
	2016	12	6	.667
	2017	4	3	.571
Totals	4 seasons	29	21	.580
Pat Coyle	2017	5	6	.455
	2018	11	7	.611
	2019	6	12	.333
	2020	7	6	.538
	2022	10	8	.555
	2023	9	9	.500
	2024	5	13	.278
	2025	8	10	.444
Totals	12 seasons	90	92	.495

ASSISTANT COACHES

	Season
Jamie Batley, Tony Resch, Ward Sanderson	2003
Walt Christianson, George McGeeney	2004
Walt Christianson, Daren Fridge	2005
Russ Heard, Dan Pratt	2006
Russ Heard, George McGeeney, Dan Pratt	2007
Bob Hamley, Russ Heard, Dan Pratt	2008
Dan Pratt, Russ Heard, Dan Perreault	2009
Dan Pratt, Dan Perreault, Ward Sanderson, Bob Hamley	2010
Ed Comeau, Sean Farris, Ward Sanderson	2011
Ed Comeau, Sean Farris, Ward Sanderson	2012
Ed Comeau, Sean Ferris	2013
Ed Comeau, Sean Ferris, Dallas Eliuk, Joel Raether	2014
Dallas Eliuk, Joel Raether	2015
Joel Raether	2016
Joel Raether	2017
Pat Coyle, Chris Gill, Dan Stroup	2017
Chris Gill, Dan Stroup	2017
Chris Gill, Dan Stroup	2018
Andrew McBride, Shawn Williams	2019
Andrew McBride, Shawn Williams	2020
Andrew McBride, Jason Bishop	2022
Dan MacRae, Jason Bishop	2023
Dan MacRae, Jason Bishop	2024
Andrew McBride, Jason Bishop	2025

CAPTAINS

	Season
Gary Gait	2003–2005
Gavin Prout	2006–2009, 2012, 2013
John Gallant	2010–2011
John Grant Jr.	2014–2015
Dan Coates	2016–2017, 2019–2020
Robert Hope	2018–2019, 2021–Present

GENERAL MANAGER

	Season
Steve Govett	2003–2017
Dan Carey	2017–2018
Pat Coyle	2019–2020
Brad Self	2020–Present

RECORD BOOK



SEASON OPENERS

Season	Date	Opponent	Result	Attendance	Site
2003	Jan. 3	Toronto	W, 13-12 OT	16,125	Denver
2004	Jan. 2	San Jose	W, 17-8	17,778	Denver
2005	Jan. 1	Calgary	W, 12-7	16,397	Denver
2006	Dec. 30	Philadelphia	L, 13-11	15,726	Denver
2007	Dec. 30	Rochester	W, 20-15	15,670	Denver
2008	Dec. 29	Calgary	W, 10-9	17,811	Denver
2009	Jan. 10	Portland	L, 14-5	6,859	Portland
2010	Jan. 9	Washington	L, 17-8	4,737	Everett
2011	Jan. 8	Washington	L, 11-10	17,029	Denver
2012	Jan. 14	Minnesota	W, 20-14	14,106	Denver
2013	Jan. 12	Washington	L, 17-13	13,148	Denver
2014	Dec. 28	Edmonton	L, 13-10	15,596	Denver
2015	Jan. 3	Minnesota	W, 20-13	8,974	St. Paul
2016	Jan. 1	Georgia	W, 16-15	15,090	Denver
2017	Dec. 18	Buffalo	W, 12-8	14,268	Buffalo
2018	Dec. 8	Vancouver	W, 15-8	3,201	Langley
2019	Dec. 22	San Diego	L, 17-12	13,407	Denver
2020	Nov. 29	Saskatchewan	L, 9-8	12,132	Denver
2022	Dec. 4	Georgia	W, 16-11	5,127	Duluth
2023	Dec. 3	Saskatchewan	L, 18-6	7,736	Saskatoon
2024	Dec. 9	Georgia	L, 16-10	6,590	Duluth
2025	Nov. 29	Vancouver	W, 11-7	10,245	Denver

SINGLE-SEASON, WIN-LOSS RECORDS

Wins

Most wins	13	2004
Most home wins	8	2016
Most road wins	6	2004, 2012
Fewest wins	4	2010
Fewest home wins	0	2010
Fewest road wins	1	2024
Largest margin of victory	12	March 26, 2004 (18-6 vs. San Jose)

Losses

Most losses	13	2024
Most home losses	8	2010
Most road losses	8	2024
Fewest losses	3	2004
Fewest home losses	1	2004, 2007, 2016
Fewest road losses	2	2004, 2012
Largest margin of defeat	13	Feb. 18, 2011 (20-7 vs. Washington)



RECORD BOOK

OVERTIME

Most overtime games	3	2004, 2010, 2011, 2014, 2017
Most overtime wins	3	2004, 2010
Most overtime losses	2	2009, 2011, 2019
Fewest overtime games	0	2018
Fewest overtime wins	0	2009, 2025
Fewest overtime losses	0	2004, 2005, 2007, 2008, 2012, 2015, 2016

SINGLE-SEASON STREAKS

Winning

Longest winning streak	6	Feb. 7 - March 13, 2004; Jan. 25 - March 17, 2007; Jan. 14 - Feb. 18, 2012
Longest home winning streak	6	Dec. 30, 2006 - Feb. 24, 2007; Jan. 1 - March 26, 2016
Longest road winning streak	4	Jan. 18 - March 13, 2004; Jan. 20 - March 3, 2012

Losing

Longest losing streak	7	Jan. 30 - March 27, 2010; Jan. 22 - March 4, 2011
Longest home losing streak	8	Jan. 16 - April 23, 2010
Longest road losing streak	6	Jan. 12 - March 16, 2003; Jan. 29 - April 8, 2011; Feb. 11 - April 30, 2022; Feb. 4 - April 20, 2024

GOALS

Most Goals

Season	226	2003
Game	20	vs. Rochester on Dec. 30, 2006; vs. Minnesota on Jan. 14, 2012; at Minnesota on Jan. 3, 2015; vs. Vancouver on Jan. 24, 2015
Half	15	at Minnesota on Jan. 3, 2015 (second)
Quarter	11	at Minnesota on Jan. 3, 2015 (fourth)

Most Home Goals

Season	123	2003
Game	20	vs. Rochester on Dec. 30, 2006; vs. Minnesota on Jan. 14, 2012; vs. Vancouver on Jan. 24, 2015
Half	13	vs. New Jersey on Feb. 8, 2003 (second); vs. Minnesota on Jan. 14, 2012 (second)
Quarter	8	vs. Minnesota on Jan. 14, 2012 (fourth)

Most Road Goals

Season	111	2018
Game	20	at Minnesota on Jan. 3, 2015
Half	15	at Minnesota on Jan. 3, 2015 (second)
Quarter	11	at Minnesota on Jan. 3, 2015 (fourth)

RECORD BOOK



HIGHEST SCORING GAMES

Goals	Date	Opponent	Result	Site
35	Mar. 23, 2003	New Jersey	W, 18-17	E. Rutherford
35	Mar. 28, 2003	Albany	W, 19-16	Denver
35	Feb. 3, 2006	Arizona	W, 18-17 OT	Glendale
35	Dec. 30, 2006	Rochester	W, 20-15	Denver
34	January 14, 2012	Minnesota	W, 20-14	Denver
34	Apr. 28, 2018	Toronto	W, 19-15	Denver
34	Feb. 21, 2003	Albany	L, 19-15	Albany
34	Feb. 4, 2005	Calgary	L, 18-16	Calgary
34	Mar. 24, 2007	Buffalo	L, 19-15	Buffalo
34	Jan. 14, 2012	Minnesota	W, 20-14	Denver
34	Mar. 11, 2022	Panther City	L, 20-14	Denver
33	Jan. 3, 2015	Minnesota	W, 20-13	St. Paul
33	Jan. 10, 2015	Calgary	W, 17-16 OT	Denver

SEASON-BY-SEASON LEADERS

Season	Goals	Assists	Points	Loose Balls	Goaltender GAA
2003	G. Gait – 61	T. Dowling – 42	G. Gait – 96	E. Miller – 186	E. Miller – 13.09
2004	G. Gait – 55	G. Prout – 57	G. Gait – 93	G. Prout – 107	G. Nash – 10.68
2005	G. Gait – 33	G. Prout – 50	G. Gait – 81	J. Jalbert – 141	G. Nash – 11.16
2006	C. Gill – 29 G. Prout – 29	G. Prout – 64	G. Prout – 93	J. Jalbert – 152	G. Nash – 10.29
2007	D. Carey – 32	G. Prout – 59	G. Prout – 89	J. Sims – 136	C. Levis – 10.50
2008	B. Langtry – 30	G. Prout – 67	G. Prout – 92	N. Gajic – 121	C. Levis – 10.04
2009	B. Langtry – 38	G. Prout – 48	B. Langtry – 79	B. Safarik – 98	A. Leyshon – 10.93
2010	J. Shewchuk – 31	B. Langtry – 41	J. Shewchuk – 66	J. Shewchuk – 83	C. Levis – 11.43
2011	J. Grant – 36	J. Grant – 47	J. Grant – 83	I. Gajic – 101	C. Levis – 9.99
2012	J. Grant – 50	J. Grant – 66	J. Grant – 116	I. Gajic – 124	C. Levis – 12.26
2013	J. Grant – 43	J. Grant – 48	J. Grant – 91	J. Cupido – 101	T. Belanger – 10.77
2014	J. Grant – 40	J. Grant – 51	J. Grant – 91	B. Snider – 161	D. Ward – 11.40
2015	A. Jones – 51	J. Grant – 57	A. Jones – 93	B. Snider – 119	A. Buque – 9.36
2016	A. Jones – 42	C. Crawford – 83*	C. Crawford – 115	R. Hope – 128	D. Ward – 10.33
2017	C. Crawford – 36	C. Crawford – 62	C. Crawford – 98	C. Holding – 160	D. Ward – 10.89
2018	R. Benesch – 36	R. Benesch – 57 J. Noble – 57	R. Benesch – 93	R. Hope – 151	D. Ward – 11.06
2019	E. McLaughlin – 35	E. McLaughlin – 41	E. McLaughlin – 76	R. Hope – 138	D. Ward – 10.84
2020	R. Lee – 35	E. McLaughlin – 36	R. Lee – 60	R. Hope – 114	D. Ward – 9.62
2022	C. Robinson – 42	R. Lee – 85	R. Lee – 119	R. Hope – 128	D. Ward – 10.22
2023	E. McLaughlin – 44	E. McLaughlin – 39	E. McLaughlin – 83	R. Hope – 154	D. Ward – 11.19
2024	E. McLaughlin – 43	E. McLaughlin – 50	E. McLaughlin – 93	R. Hope – 133	T. Carlson – 12.00
2025	R. Lee – 36	R. Lee – 56	R. Lee – 95	R. Hope – 155	D. Ward – 11.04



RECORD BOOK

ALL-TIME LEADERS

Franchise History (dating back to 1987 including Baltimore, Pittsburgh and Washington)

Rank	Goals	Assists	Points	Loose Balls	Games Played
1.	G. Gait – 387	G. Prout – 459	G. Gait – 722	R. Hope – 1,295	J. Gallant – 196
2.	E. McLaughlin – 292	E. McLaughlin – 339	G. Prout – 664	J. Cupido – 921	D. Ward – 184
3.	J. Grant – 235	G. Gait – 335	E. McLaughlin – 631	J. Gallant – 891	R. Hope – 170
4.	B. Langtry – 230	J. Grant – 317	J. Grant – 552	J. Sims – 770	J. Cupido – 169
5.	G. Prout – 205	B. Langtry – 273	B. Langtry – 503	J. Gilles – 769	E. McLaughlin – 164
6.	A. Jones – 194	R. Lee – 250	R. Lee – 383	P. Cantabene – 683	J. Gilles – 152
7.	R. Lee – 133	A. Jones – 180	A. Jones – 374	G. Gait – 655	B. Langtry – 132
8.	M. Shearer – 115	C. Wardle – 175	C. Wardle – 281	G. Prout – 647	D. Coates – 128
9.	C. Robinson – 118	J. Noble – 173	C. Robinson – 264	C. Holding – 639	G. Prout – 127
10.	J. Shewchuck – 112	P. Cantabene – 157	J. Shewchuk – 257	B. Langtry – 604	C. Wardle – 125

Colorado Mammoth History

Rank	Goals	Assists	Points	Loose Balls	Games Played
1.	E. McLaughlin – 292	G. Prout – 459	G. Prout – 664	R. Hope – 1,295	D. Ward – 184
2.	J. Grant – 235	E. McLaughlin – 339	E. McLaughlin – 631	J. Cupido – 921	J. Gallant – 181
3.	B. Langtry – 230	J. Grant – 317	J. Grant – 552	J. Gallant – 783	R. Hope – 170
4.	G. Prout – 205	B. Langtry – 273	B. Langtry – 503	J. Gilles – 665	J. Cupido – 169
5.	A. Jones – 194	R. Lee – 250	R. Lee – 383	G. Prout – 647	E. McLaughlin – 164
6.	G. Gait – 149	A. Jones – 180	A. Jones – 374	C. Holding – 639	J. Gilles – 152
7.	R. Lee – 133	C. Wardle – 175	C. Wardle – 281	J. Sims – 629	B. Langtry – 132
8.	C. Robinson – 118	J. Noble – 173	G. Gait – 270	B. Langtry – 604	D. Coates – 128
9.	J. Shewchuk – 112	D. Carey – 147	C. Robinson – 264	T. Edwards – 565	G. Prout – 127
10.	C. Wardle – 106	C. Robinson – 146	J. Shewchuk – 257	E. McLaughlin – 536	C. Wardle – 125

RECORD BOOK



MAMMOTH ALL-PROS

Season	Player	All-Pro Team
2003	Gary Gait	First
2004	Gary Gait	First
	Gee Nash	First
	Gavin Prout	Second
2005	Gary Gait	Second
2006	Gavin Prout	First
	Jay Jalbert	Second
2007	Gavin Prout	Second
2008	Gavin Prout	Second
2012	John Grant Jr.	First
2013	John Grant Jr.	Second
2014	Adam Jones	Second
2015	Joey Cupido	First
	Adam Jones	Second
2016	Callum Crawford	Second
	Dillon Ward	Second
2017	Dillon Ward	First
2018	Joey Cupido	First
	Dillon Ward	Second
2019	Eli McLaughlin	Second
2020	Dillon Ward	Second
	Robert Hope	Second
2022	Dillon Ward	Second
	Ryan Lee	Second

MAMMOTH ALL-ROOKIE TEAM MEMBERS

Season	Player
2003	Brian Langtry
2006	Dan Carey
2007	Nenad Gajic, Jamie Shewchuk
2012	Adam Jones
2013	Joey Cupido
2014	Dillon Ward
2015	Alex Buque, Robert Hope, Eli McLaughlin, Jeremy Noble*
2019	Kyle Killen

*NLL-record four teammates named to the All-Rookie Team



RECORD BOOK

MAMMOTH ALL-STARS

Season 2004 **Date** Feb. 22 **Site** Pepsi Center – Denver **Result** East 19, West 15 **Attendance** 16,742

Player	G	A	Pts		
Gavin Prout	4	2	6		
Jay Jalbert	1	1	2		
Gary Gait	0	2	2		
Jamie Hanford	1	0	1		
Goaltender	W	L	Mins	GAA	Pct
Gee Nash	0	0	30:53	15.54	.667

Season 2005 **Date** Feb. 26 **Site** Pengrowth Saddledome – Calgary, Alberta **Result** East 11, West 10 **Attendance** 11,511

Player	G	A	Pts		
Gavin Prout	1	1	2		
Gary Gait	1	0	1		
Jay Jalbert	1	0	1		
Pat Coyle	0	1	1		
Goaltender	W	L	Mins	GAA	Pct
Gee Nash	0	1	25:45	11.65	.792

Season 2006 **Date** Feb. 25 **Site** Air Canada Centre – Toronto **Result** West 14, East 13 **Attendance** 15,924

Player	G	A	Pts		
Jay Jalbert	1	5	6		
Dan Carey	2	1	3		
Gavin Prout	0	2	2		

Season 2007 **Date** March 10 **Site** Rose Garden – Portland, OR **Result** East 20, West 16 **Attendance** 12,856

Player	G	A	Pts		
Gavin Prout	3	5	8		
Josh Sims	1	1	2		
Dan Carey	0	2	2		
John Gallant	0	1	1		
Goaltender	W	L	Mins	GAA	Pct
Gee Nash	0	1	30:00	20.00	.600

Season 2008 **Date** March 16 **Site** Rexall Place – Edmonton, Alberta **Result** East 17, West 16, OT **Attendance** 9,574

Player	G	A	Pts		
Dan Carey	3	3	6		
Gavin Prout	2	0	2		
Nick Carlson*	0	2	2		
*Substitute for injured Josh Sims					
Goaltender	W	L	Mins	GAA	Pct
Gee Nash	0	0	30:00	10.00	.865

Season 2009 **Date** March 7 **Site** Pepsi Center – Denver, CO **Result** East 27, West 21 **Attendance** 13,380

Player	G	A	Pts		
Brian Langtry	2	3	5		
Nick Carlson	1	2	3		
Gavin Prout	2	4	6		
Bruce Murray	0	1	1		
Goaltender	W	L	Mins	GAA	Pct
Andrew Leyshon	0	1	30:00	26.00	.649

RECORD BOOK



MAMMOTH ALL-STARS (CONT.)

Season	Date	Site			Result		
2011	Feb. 27	Turning Stone & Casino Events Center – Verona, NY			East 30, West 26		
Player		G	A	Pts			
Mac Allen		0	0	0			
John Grant, Jr.		5	0	5			
Goaltender		W	L	Mins	GAA	Pct	
Chris Levis		0	1	30:00	36.00	.581	

Season	Date	Site			Result	Attendance
2012	Feb. 25	First Niagra Center – Buffalo, NY			West 20, East 18	13,466
Player		G	A	Pts		
John Grant Jr.		1	3	4		
Adam Jones		1	4	5		
Gavin Prout		4	0	4		
Rory Smith		0	0	0		
Goaltender		W	L	Mins	GAA	Pct
Chris Levis		0	0	30:00	22.00	.718



RECORD BOOK

NLL AWARDS



2003 Most Valuable Player

Gary Gait's historic first season in Denver showed Colorado fans exactly why he is considered to be the best player in National Lacrosse League history. Gait carried the Mammoth in its inaugural season, smashing the single-season scoring record with 61 goals. He added 35 assists to finish third in overall league scoring with 96 points and was the centerpiece of the Mammoth offense that finished second in league scoring.



2003 Rookie of the Year

Brian Langtry quickly endeared himself to fans in Denver by scoring the overtime game-winner against the Toronto Rock in the Colorado Mammoth's first ever game on Jan. 3, 2003. He continued to delight fans of the fledging Mammoth during the 2003 season with his deadly shooting and fiery on-field persona. Langtry racked up 28 goals and 34 assists to place third on the team in scoring and led all NLL rookies with 62 points.



2004 Sportsmanship Award

Mammoth captain Gary Gait, who led the NLL with 55 goals and five game-winning goals, served just four penalties for eight penalty minutes in 16 games. The Mammoth was the third-least penalized team this season, averaging just 18.75 penalty minutes per game.



2004 Goaltender of the Year

Gee Nash was named the National Lacrosse League's top goaltender after posting a career-high 11 wins and backstopping his team to the league's best record. In his fifth NLL season Nash recorded a league-best .790 save percentage and posted the third-best goals against average (10.68) among regular starting goaltenders.



2005 Sportsmanship Award

Gary Gait won the Sportsmanship Award for the second consecutive season in 2005 after retiring as the National Lacrosse League's all-time leading scorer. Gait served just two penalties for four penalty minutes in 16 games, while finishing ninth in league scoring with 81 points. The Mammoth was the fourth-least penalized team in 2005, averaging 23.25 penalty minutes per game.



2008 Sportsmanship Award

The Mammoth's Dan Carey deservingly won the NLL 2008 Sportsmanship Award. The left-handed forward has played three seasons for the Mammoth and in his 43 career games; Carey has accumulated only 11 penalty minutes, none in 2008. Before suffering a season-ending injury in 2008, Carey scored 22 goals and 27 assists in 11 games. Admired by teammates and opponents alike, Carey was named to the 2008 All-Star team. The Mammoth was the 4th least penalized team in the National Lacrosse League in 2008, averaging 20.56 penalty minutes per game.




2012 Most Valuable Player

John Grant Jr. rewrote the NLL record books, setting a new single-season points record (116) despite missing two games. His 50 goals were tops in the NLL, and his 19 power-play assists were second-most. Grant scored his 500th career goal and recorded his 1000th career point and 1000th career loose ball. He was a three-time NLL Player of the Month and four-time NLL Offensive Player of the Week.

RECORD BOOK



NLL AWARDS (CONT.)



2012 Rookie of the Year

Adam Jones, the third overall pick in the 2011 NLL Entry Draft, led all rookies in points (76) and assists (47). Both were franchise rookie records, as was his goal total (29). Jones was a three-time NLL Rookie of the Week and two-time NLL Rookie of the Month. He was the team's third-leading scorer.



2015 Transition Player of the Year

Joey Cupido enjoyed a breakout season in 2015, leading all defensemen in goals (16) and points (31). He topped the National Lacrosse League with 40 caused turnovers while his .372 shooting percentage was best among all players league-wide who scored nine or more goals. Cupido's four short-handed tallies were the most among defensemen, and one shy of the league-leader.



2016 NLL Air Canada 'Wingman of the Year'

Callum Crawford tied an NLL single-season record with 83 assists in 2016, and was honored for his playmaking ability and aerial athleticism around the crease. The forward – in his first season with the Mammoth – registered five-plus assists eight times, including a nine-assist output against Buffalo in January which tied for the most by a player in a game in 2016. His 32 goals tied a career-high, and his 115 points were one shy of the team's single-season record.



2017 Goaltender of the Year

Dillon Ward, in his fourth year with the Mammoth, enjoyed a remarkable seven-game stretch in 2017, boasting a save percentage of .800 or better in every outing. He anchored a defense that held its opponents to single-digit goals in four straight games. Ward finished the 2017 campaign second in save percentage (.793) and in goals-against-average (10.89).



2018 Transition Player of the Year

Joey Cupido, in his seventh season with the Mammoth, was first in goals scored (16) and second in points scored (27) by NLL defensemen, posting the second-most shorthanded goals (5) in the NLL. Cupido's shooting percentage (.390) was the third highest in the NLL.



2018 Executive of the Year

Matt Hutchings is the Executive Vice President and Chief Operating Officer of Kroenke Sports & Entertainment. Hutchings received the award for his role as Governor of the Colorado Mammoth. Under Hutchings' leadership, Mammoth staff increased revenue by 7.8% and increased paid tickets by 3% year-over-year. Hutchings also oversaw the Mammoth's staffing and significant team changes in 2018.

EXECUTIVE AWARDS

Steve Govett	2004 Executive of the Year
John Ellis	2005 Sponsorship Executive of the Year
Jason Linscott	2005 Ticket Sales Executive of the Year
Brian Kitts	2008 Marketing Executive of the Year
Dave Reeder	2008 Sponsorship Executive of the Year
Matt Hutchings	2018 Executive of the Year



RECORD BOOK

COLORADO MAMMOTH TEAM AWARDS (CREATED IN 2015)

Jay Jalbert Award (Teammate of the Year)

2015 – Tyler Codron
2016 – Dan Coates
2017 – Robert Hope
2018 – Robert Hope
2019 – Robert Hope, Dan Coates
2020 – Tyler Carlson
2022 – Scott Carnegie
2023 – Robert Hope
2024 – Tyler Carlson
2025 – Robert Hope

Dave Stilley Award (Top Defenseman)

2015 – Dan Coates
2016 – Dan Coates & Robert Hope
2017 – Greg Downing
2018 – Robert Hope
2019 – Robert Hope
2020 – Robert Hope
2022 – John Lintz
2023 – Warren Jeffrey
2024 – Jordan Gilles
2025 – Jordan Gilles

John Grant, Jr. Award (Top Offenseman)

2019 – Eli McLaughlin
2020 – Ryan Lee
2022 – Ryan Lee
2023 – Eli McLaughlin
2024 – Eli McLaughlin
2025 – Ryan Lee

Jamie Hanford Award (Most Inspirational)

2015 – Jeremy Noble
2016 – John Grant, Jr.
2017 – Cameron Holding
2018 – Joey Cupido
2019 – Steve Fryer
2020 – Chris Wardle
2022 – Tim Edwards
2023 – Ryan Lee
2024 – Tim Edwards
2025 – Ryan Lee

Gary Gait Award (Most Valuable Player)

2015 – Adam Jones
2016 – Callum Crawford
2017 – Dillon Ward
2018 – Dillon Ward
2019 – Eli McLaughlin
2020 – Dillon Ward
2022 – Ryan Lee & Dillon Ward
2023 – Dillon Ward
2024 – Eli McLaughlin
2025 – Dillon Ward

Rookie of the Year Award (Most Valuable Rookie)

2025 – Conner Cook

President's Award (Standard of Excellence, Team's Highest Honor)

2015 – Cody Moll
2016 – Adam Jones
2018 – Joel Raether
2019 – Dan Coates

ENTRY DRAFT SELECTIONS

2002

Round	Selection	Player	College/Club
2	21	Ryan Soliday	Syracuse
5	57	Billy St. George	Syracuse
6	69	Kevin Smithies	Bucknell
7	81	Tom Ethington	Denver
8	93	Chase Jaeger	Delta
9	104	Brad Reppert	Towson
9	105	Mike Nappolilli	Colorado State

2003

Round	Selection	Player	U.S. College/Canadian Club
3	24	Curtis Smith	Ohio State
3	31	Brian Potter	Victoria
4	35	Dan Cocchi	Towson
5	45	Graham Palmer	Victoria
6	55	Devon Spilker	Limestone
7	65	Pat Meyers	Ohio State
8	76	Mike Frissora	Middlebury

RECORD BOOK



ENTRY DRAFT SELECTIONS (CONT.)

2004

Round	Selection	Player	U.S. College/Canadian Club
3	29	Lee Zink	Maryland
4	40	Cory Vann	Denver
5	52	Andrew Huelskoetter	Denver
6	63	Mark Plonkey	Colorado State

2005

Round	Selection	Player	U.S. College/Canadian Club
1	7	Dan Carey	Canisius
2	16	Ryan Marshall	Duke
3	28	Shawn Williams	Surrey (British Columbia)
4	39	Scott Davidson	Denver
5	50	Andy Glen	Peterborough (Ontario)
6	62	Adam Hughes	Cortland State

2006

Round	Selection	Player	U.S. College/Canadian Club
1	13	Gary Bining	Ohio State
2	25	Jamie Shewchuk	Burnaby (British Columbia)
3	34	Matt Poskay	Virginia
4	51	Curtis Morwick	Victoria (British Columbia)
5	64	Casey Cittadino	Towson
6	77	Sean Morris	Massachusetts

2007

Round	Selection	Player	U.S. College/Canadian Club
2	26	Nathan Sanderson	Rutgers
3	30	Dylan Llord	St. Catherines (Ontario)
3	40	Matt Wilson	Coquitlam (British Columbia)
4	54	Andrew Spack	Loyola (Md.)
6	82	Ryan Clark	Nanaimo (British Columbia)

2008

Round	Selection	Player	U.S. College/Canadian Club
1	7	Matt Danowski	Duke University
3	31	Mike Ward	Duke University
4	43	Terry Kimerer	University of Maryland, Baltimore
6	69	Ryan McFadyen	Duke University

2009

Round	Selection	Player	U.S. College/Canadian Club
1	4	Cliff Smith	University of Denver
1	5	Alex Gajic	University of Denver
2	17	Brad Richardson	University of Denver
3	32	Shaun Dhaliwal	Burnaby, BC
4	35	Ryan McFadyen	Duke University
6	55	Neil Tyacke	New Westminster, BC



RECORD BOOK

ENTRY DRAFT SELECTIONS (CONT.)

2010

Round	Selection	Player	U.S. College/Canadian Club
2	11	Ned Crotty	Duke University
3	22	Ken Clausen	University of Virginia
5	42	John Rae	Barrie, ON
6	52	Mark Farthing	Peterborough, ON

2011

Round	Selection	Player	U.S. College/Canadian Club
1	3	Adam Jones	Canisius College
1	8	Dan Coates	Canisius College
2	13	Jordan McBride	Stony Brook University
2	14	Jamie Lincoln	Hofstra University
2	16	Tye Belanger	Peterborough Lakers
4	30	Craig England	Orangeville, ON
5	38	Joey Cupido	Six Nations, ON
6	47	Jovan Miller	Syracuse University

2012

Round	Selection	Player	U.S. College/Canadian Club
1	9	Colton Clark	Bellarmino University
5	44	Jaeden Gastaldo	Langley Thunder
6	53	Alex Demopoulos	University of Denver

2013

Round	Selection	Player	U.S. College/Canadian Club
1	3	Dillon Ward	Bellarmino University
4	31	Cody McMahon	Orangeville Northmen
4	32	Cameron Mann	Jacksonville University
5	40	Dom Sebastiani	University of Delaware
6	49	Jake Weidner	Brampton Excelsiors Junior 'A'

2014

Round	Selection	Player	U.S. College/Canadian Club
1	4	Eli McLaughlin	Coquitlam Adanacs
1	7	Robert Hope	Pfeiffer University
2	17	Alex Buque	New Westminster Salmonbellies
4	32	Zach Rogers	Providence College
5	41	DJ Giacobbo	Canisius College
5	42	Terry Ellis	University of Denver
6	50	Mike Crampton	Air Force Academy

RECORD BOOK



ENTRY DRAFT SELECTIONS (CONT.)

2015

Round	Selection	Player	U.S. College/Canadian Club
4	32	Bryce Sweeting	Peterborough Lakers Junior 'A'
5	45	Dane Sorensen	Florida Southern College
6	52	Jordan Gilles	Delta Islanders Junior 'A'

2016

Round	Selection	Player	U.S. College/Canadian Club
1	9	Zach Herweyeyers	Loyola University
4	35	Taylor Stuart	Bellarmine University
5	46	Kyle Whitlow	Marquette University
6	55	Jahmal Shears	Mimico Junior 'A'

2017

Round	Selection	Player	U.S. College/Canadian Club
3	25	Ryan Lee	RIT/Nanaimo
3	28	Connor Cannizarro	University of Denver
4	38	Jarrod Neumann	Providence University
6	55	Rowan Kelly	Toronto Beaches

2018

Round	Selection	Player	U.S. College/Canadian Club
2	22	Kyle Killen	RIT
3	30	Dennon Armstrong	Coquitlam Adanacs
3	35	Julian Garritano	Sacred Heart University
4	48	Dylan Laprade	Brock University
6	72	Steven Lee	Fanshawe College

2019

Round	Selection	Player	U.S. College/Canadian Club
1	6	Warren Jeffrey	University of Vermont
2	23	Will Malcom	New Westminster Salmonbellies
2	26	Brett Craig	Seton Hall University
2	31	Jake McNabb	St. Catherine's Junior "A"
3	39	Dylan Kinnear	Towson University
5	69	Dan Bucaro	Georgetown
6	82	Liam Osborne	Belmont Abbey College

2020

Round	Selection	Player	U.S. College/Canadian Club
2	18	Ron John	University of Albany
2	22	Brett McIntyre	UMBC
2	28	Jordan Trottier	RIT
2	31	Jalen Chaster	Coquitlam Junior "A"
3	40	Curtis Conley	Trent University
4	66	Jared Bernhardt	Maryland University
6	86	Sam LeClair	Brock University



RECORD BOOK

ENTRY DRAFT SELECTIONS (CONT.)

2021

Round	Selection	Player	U.S. College/Canadian Club
2	22	Asher Nolting	High Point University
3	44	Logan Wisnaukas	Maryland University
4	54	Keegan Khan	Maryland University
5	69	Jake Higgins	Maryland University
6	83	Noah Lebar	Kitchener Waterloo Junior "A"

2022

Round	Selection	Player	U.S. College/Canadian Club
1	15	Owen Down	Robert Morris
3	51	Nick Musso	Coquitlam Junior "A"
5	89	Zach Geddes	Georgetown
6	104	Evan Zinn	Virginia

2023

Round	Selection	Player	U.S. College/Canadian Club
2	34	Ben McDonald	Okotoks Junior "A"
3	43	Sean Kriwokon	Okotoks Junior "A"
4	67	Matt Brandau	Yale
5	81	AJ Mercurio	Denver
6	96	Declan Fitzpatrick	Langley Junior "A"

2024

Round	Selection	Player	U.S. College/Canadian Club
2	17	Owen Rahn	Orangeville Northman Junior "A"
2	21	Nathan Whittom	Mimico Mountaineers Junior "A"
3	42	Patrick McIntosh	University of Virginia
4	44	Ethan Robertson	Six Nations Arrows Junior "A"
5	58	Zack Goorno	University of Maryland
6	73	Dylan Hess	Georgetown University

2025

Round	Selection	Player	U.S. College/Canadian Club
1	5	Braedon Saris	Princeton University
1	10	Connor Nock	Coquitlam Junior "A"
2	28	Stuart Phillips	Johns Hopkins University
2	30	Jameson Bucktooth	St. Catherine's Junior "A"
3	42	Brian Simmons	Robert Morris University
3	44	Matthew Paolatto	Rutgers University
4	52	Joe Juengerkes	Rutgers University
5	66	Kaymen Diabo	Kahnawake Hunters Junior "B"
6	80	Christopher Davis	Cornell University

RECORD BOOK



2003 SEASON-BY-SEASON RESULTS AND STATISTICS

First place, East Division / Record: 9-7 (Home: 6-2; Away: 3-5; Overtime: 1-1)

Date	Opponent	Result	Record	Attendance	Site
Jan. 3	Toronto	W, 13-12 OT	1-0	16,125	Denver
Jan. 11	Ottawa	L, 13-11	1-1	3,586	Ottawa
Jan. 18	Philadelphia	W, 13-9	2-1	16,606	Denver
Jan. 25	Philadelphia	L, 13-11	2-2	13,848	Philadelphia
Jan. 31	N.Y. Saints	W, 19-13	3-2	18,207	Denver
Feb. 6	N.Y. Saints	L, 20-12	3-3	3,472	Uniondale
Feb. 8	New Jersey	W, 16-14	4-3	14,735	Denver
Feb. 14	Calgary	L, 14-13 OT	4-4	15,175	Denver
Feb. 21	Albany	L, 19-15	4-5	3,210	Albany
March 1	Vancouver	W, 18-12	5-5	16,032	Denver
March 16	Vancouver	L, 14-9	5-6	7,250	Vancouver
March 21	Rochester	L, 16-12	5-7	16,820	Denver
March 23	New Jersey	W, 18-17	6-7	6,287	E. Rutherford
March 28	Albany	W, 19-16	7-7	18,207	Denver
April 5	Calgary	W, 14-11	8-7	13,139	Calgary
April 13	Toronto	W, 13-10	9-7	17,888	Toronto

#	Player	GP	G	A	Pts	Shots	GWG	PPG	SHG	LB
00	Tom Still	14	0	3	3	0	0	0	0	31
3	Del Halladay	16	30	29	59	203	2	10	2	74
4	Tom Phair	16	11	10	21	42	0	1	1	37
5	Jamie Hanford	16	1	5	6	18	0	0	0	80
6	Brian Langtry	15	28	34	62	140	3	6	1	107
11	John Gallant	16	3	5	8	7	0	0	1	75
12	Al Truant	13	14	14	28	70	0	2	0	36
13	John Rosa	15	3	18	21	12	0	0	2	86
14	Rory Graham	4	2	1	3	4	0	0	0	10
16	Ted Dowling	14	28	42	70	182	1	6	1	73
17	Ben Prepchuk	12	21	19	40	106	0	3	6	42
17	Matt Shearer	1	1	0	1	9	0	0	0	0
19	Josh Sims	14	8	20	28	34	0	1	0	112
21	Erik Miler	16	0	23	23	3	0	0	0	186
22	Gary Gait	16	61	35	96	253	3	11	5	105
23	Eric Seremet	2	0	4	4	3	0	0	0	7
23	Trevor Tierney	1	0	0	0	1	0	0	0	0
28	Tom Ethington	4	1	1	2	1	0	0	0	8
34	Brian Reese	15	1	8	9	4	0	0	0	61
41	Bryan Cole	10	3	6	9	10	0	0	0	36
43	Hugh Donovan	9	0	2	2	2	0	0	0	29
66	Kev. Stewardson	6	3	4	7	11	0	0	0	20
77	Dave Stilley	7	0	2	2	0	0	0	0	16
88	Matt Ogelsby	12	2	6	8	23	0	0	0	72
91	Fred Jenner	8	5	5	10	33	0	1	1	8
Totals			226	296	522	1171	9	41	20	1312

#	Goaltender	GP	Mins	GA	Avg	Saves	Pct.	W	L
00	Tom Still	5	142:24	44	18.54	81	.648	1	1
21	Erik Miller	16	811:20	177	13.09	529	.749	8	6



RECORD BOOK

2004 SEASON-BY-SEASON RESULTS AND STATISTICS

First place, West Division / Record: 13-3 (Home: 7-1; Away: 6-2; Overtime: 3-0)

Date	Opponent	Result	Record	Attendance	Site
Jan. 2	San Jose	W, 17-8	1-0	17,778	Denver
Jan. 9	Arizona	W, 12-11	2-0	5,277	Glendale
Jan. 10	San Jose	L, 13-12	2-1	8,137	San Jose
Jan. 18	Vancouver	W, 13-12 OT	3-1	6,554	Vancouver
Jan. 25	Arizona	W, 14-13 OT	4-1	14,857	Denver
Jan. 30	Calgary	L, 14-13	4-2	18,305	Denver
Feb. 7	Vancouver	W, 11-10	5-2	18,290	Denver
Feb. 14	Calgary	W, 13-12 OT	6-2	10,129	Calgary
Feb. 27	Anaheim	W, 13-8	7-2	4,249	Anaheim
Feb. 28	Anaheim	W, 15-10	8-2	18,029	Denver
March 6	Philadelphia	W, 13-12	9-2	17,385	Denver
March 13	Rochester	W, 18-12	10-2	8,527	Rochester
March 19	Arizona	L, 14-13	10-3	5,521	Glendale
March 21	Calgary	W, 11-8	11-3	11,536	Calgary
March 26	San Jose	W, 18-6	12-3	18,274	Denver
April 3	Anaheim	W, 17-10	13-3	18,024	Denver

#	Player	GP	G	A	Pts	Shots	GWG	PPG	SHG	LB
00	Tom Still	1	0	0	0	0	0	0	0	0
2	Tom Phair	2	1	0	1	1	0	0	0	8
3	Del Halladay	16	24	21	45	150	0	1	1	51
4	Josh Sims	13	5	12	17	23	1	0	0	85
5	Jamie Hanford	13	3	3	6	12	0	0	0	87
6	Brian Langtry	16	24	26	50	155	0	7	3	59
8	Nick Carlson	12	2	9	11	13	0	0	0	50
9	Gavin Prout	16	34	57	91	122	3	7	0	107
10	Jay Jalbert	12	18	17	35	88	2	0	1	87
11	John Gallant	16	2	7	9	8	0	1	0	56
13	John Wilson	13	14	19	33	86	1	9	0	38
14	Rory Graham	8	0	2	2	2	0	0	0	19
15	Jeff Sonke	3	2	1	3	8	0	0	0	3
17	B.J. Potter	8	4	3	7	8	0	0	0	8
19	Ben Prepchuk	16	19	18	37	105	0	6	0	31
20	Scott Stapleford	16	3	9	12	12	0	0	0	26
21	Erik Miller	16	0	1	1	2	0	0	0	20
22	Gary Gait	16	55	38	93	244	5	17	3	80
23	Brad Self	9	5	24	29	41	1	1	0	60
24	Curtis Smith	12	6	13	19	36	0	0	0	28
34	Brian Reese	16	0	11	11	4	0	0	0	58
38	Gee Nash	16	0	13	13	0	0	0	0	52
71	Shawn Cable	5	1	5	6	18	0	0	0	7
77	Dave Stilley	14	1	8	9	6	0	1	0	62
Totals			223	317	540	1144	13	50	8	1082

#	Goaltender	GP	Mins	GA	Avg	Saves	Pct.	W	L
21	Erik Miller	3	154:58	30	11.62	75	.714	2	0
38	Gee Nash	14	803:21	143	10.68	539	.790	11	3

RECORD BOOK



2005 SEASON-BY-SEASON RESULTS AND STATISTICS

Third place, West Division / Record: 8-8 (Home: 5-3; Away: 3-5; Overtime: 1-0)

Date	Opponent	Result	Record	Attendance	Site
Jan. 1	Calgary	W, 12-7	1-0	16,397	Denver
Jan. 8	Arizona	L, 16-15	1-1	17,289	Denver
Jan. 22	Buffalo	W, 11-8	2-1	18,137	Denver
Jan. 29	San Jose	L, 12-10	2-2	5,107	San Jose
Feb. 4	Calgary	L, 18-16	2-3	10,031	Calgary
Feb. 13	Arizona	W, 13-12 OT	3-3	16,238	Denver
Feb. 18	San Jose	W, 14-6	4-3	5,512	San Jose
Feb. 24	San Jose	W, 14-8	5-3	16,249	Denver
March 4	Anaheim	W, 13-12	6-3	3,500	Anaheim
March 13	Calgary	L, 13-10	6-4	17,380	Denver
March 18	Philadelphia	L, 15-12	6-5	11,742	Philadelphia
March 19	Anaheim	W, 16-8	7-5	16,270	Denver
April 1	Minnesota	W, 15-9	8-5	10,054	St. Paul
April 2	Anaheim	L, 10-6	8-6	18,326	Denver
April 9	Arizona	L, 15-12	8-7	6,735	Glendale
April 15	Rochester	L, 13-12	8-8	9,342	Rochester

#	Player	Pos	GP	G	A	Pts	PIM	PPG	SHG	GWG	LB	Shots	SPct	SOG	FO
00	Tom Still	G	0	0	0	0	0	0	0	0	0	0	.000	0	0-0
2	Pat Coyle	D	16	2	15	17	21	0	0	0	88	9	.222	7	0-0
3	Del Halladay	F	11	11	12	23	6	1	0	0	39	85	.129	72	0-0
5	Jamie Hanford	D	16	0	7	7	45	0	0	0	63	10	.000	9	280-420
6	Brian Langtry	F	10	16	11	27	10	1	0	1	37	76	.211	55	0-0
7	Chris Prat	F	9	7	12	19	20	4	1	0	31	38	.184	29	0-0
8	Nick Carlson	F	16	6	12	18	38	0	2	1	61	28	.214	22	0-0
9	Gavin Prout	F	16	28	50	78	32	6	1	1	80	139	.201	106	3-5
10	Jay Jalbert	D	16	18	22	40	40	2	1	1	141	116	.155	88	0-0
11	John Gallant	D	16	2	9	11	23	0	1	0	67	8	.250	8	0-0
15	Jeff Sonke	F	3	0	1	1	2	0	0	0	8	9	.000	7	0-0
19	Paul Gait	F	4	6	3	9	2	3	0	0	13	25	.240	19	0-0
20	Scott Stapleford	D	14	4	12	16	19	0	0	1	23	23	.174	17	0-0
21	Erik Miller	G	1	0	0	0	0	0	0	0	0	0	.000	0	0-0
22	Gary Gait	F	16	33	48	81	4	9	0	1	81	185	.178	148	0-0
23	Brad Self	F	8	7	6	13	0	0	0	0	35	33	.212	23	0-0
24	Josh Sims	F	16	14	14	28	12	1	2	1	111	51	.275	43	0-0
28	Tom Ethington	D	9	0	1	1	8	0	0	0	23	6	.000	5	0-0
29	John McLellan	G	1	0	1	1	0	0	0	0	0	4	.000	3	0-0
	(TOTALS)		3	0	2	2	0	0	0	0	0	4	.000	3	0-0
34	Brian Reese	D	8	1	5	6	13	0	1	0	23	1	1.000	1	0-0
38	Gee Nash	G	16	0	10	10	6	0	0	0	27	0	.000	0	0-0
39	Mark Miyashita	D	10	2	7	9	12	0	0	0	33	3	.667	3	6-15
55	Chris Panos	F	9	8	15	23	10	2	0	1	30	59	.136	49	0-0
72	Randy Daly	F	2	3	1	4	0	2	0	0	3	8	.375	7	0-0
77	Dave Stilley	D	15	2	3	5	31	0	0	0	49	11	.182	8	5-15
88	Dan Stroup	F	16	31	10	41	0	16	1	0	67	121	.256	96	0-0
	Totals			201	287	488	372	47	10	8	1133	1065	.189	842	294-455

#	Goaltender	GP	Mins	GA	Avg	Saves	Pct.	W	L
00	Tom Still	5	142:24	44	18.54	81	.648	1	1
21	Erik Miller	16	811:20	177	13.09	529	.749	8	6



RECORD BOOK

2006 SEASON-BY-SEASON RESULTS AND STATISTICS

Second place, West Division / Record: 10-6 (Home: 6-2; Away: 4-4; Overtime: 1-1)

Date	Opponent	Result	Record	Attendance	Site
Dec. 30	Philadelphia	L, 13-11	0-1	15,726	Denver
Jan. 7	Rochester	W, 12-11	1-1	16,850	Denver
Jan. 13	San Jose	W, 9-7	2-1	15,632	Denver
Jan. 14	San Jose	L, 10-7	2-2	6,277	San Jose
Jan. 21	Portland	L, 12-11	2-3	9,916	Portland
Feb. 3	Arizona	W, 18-17 OT	3-3	6,373	Glendale
Feb. 11	San Jose	W, 8-7	4-3	18,027	Denver
March 3	Edmonton	W, 15-10	5-3	16,732	Denver
March 11	Calgary	L, 15-14 OT	5-4	12,028	Calgary
March 12	Portland	L, 12-11	5-5	15,247	Denver
March 18	Arizona	W, 15-11	6-5	6,420	Glendale
March 25	Edmonton	W, 13-7	7-5	9,527	Edmonton
April 2	Arizona	W, 16-11	8-5	16,435	Denver
April 8	Buffalo	L, 14-12	8-6	11,895	Buffalo
April 14	Calgary	W, 11-8	9-6	17,698	Denver
April 15	Calgary	W, 17-7	10-6	11,884	Calgary

#	Player	Pos	GP	G	A	Pts	PIM	PPG	SHG	GWG	LB	Shots	SPct	SOG	FO
2	Pat Coyle	D	16	1	11	12	6	0	0	0	97	7	.143	7	0-0
3	Mike Law	F	3	2	1	3	0	1	0	0	11	9	.222	7	0-0
4	Josh Sims	F	16	12	7	19	26	2	2	1	104	62	.194	45	0-0
5	Jamie Hanford	D	16	0	7	7	24	0	0	0	73	10	.000	8	267-430
6	Brian Langtry	F	15	24	26	50	9	9	1	4	72	153	.157	120	0-0
8	Nick Carlson	F	16	14	15	29	51	3	3	2	56	43	.326	33	1-1
9	Gavin Prout	F	16	29	64	93	42	12	2	0	89	133	.218	101	1-3
10	Jay Jalbert	D	16	19	29	48	55	0	0	0	152	141	.135	112	0-0
11	John Gallant	D	15	1	6	7	23	0	1	0	77	13	.077	10	0-0
14	Andy Glen	D	2	1	0	1	6	0	0	0	6	1	1.000	1	0-0
19	Ben Prepchuk	F	15	12	19	31	10	3	0	1	38	86	.140	63	0-0
20	Scott Stapleford	D	3	1	0	1	0	0	0	0	5	5	.200	5	0-0
21	Steve Voituk	F	3	1	0	1	5	0	0	0	4	13	.077	10	0-0
25	Chris K. Gill	F	16	29	16	45	6	17	0	1	55	93	.312	74	0-0
28	Tom Ethington	D	15	3	2	5	18	1	0	0	41	8	.375	8	0-0
29	John McLellan	G	0	0	0	0	0	0	0	0	0	0	.000	0	0-0
30	Chris Levis	G	10	0	1	1	0	0	0	0	3	2	.000	1	0-0
37	Andrew Burkholder	F	6	6	7	13	0	0	1	0	15	34	.176	24	0-0
	(TOTALS)		7	6	7	13	0	0	1	0	15	35	.171	25	0-0
38	Gee Nash	G	14	1	9	10	0	0	0	0	23	4	.250	4	0-0
42	Gewas Schindler	F	4	2	3	5	6	0	0	0	3	17	.118	14	0-0
44	Dan Carey	F	16	17	45	62	2	9	0	0	80	139	.122	105	0-0
48	Rich Catton	D	16	1	6	7	24	0	0	0	68	10	.100	7	0-0
66	Matt Leveque	D	4	2	0	2	6	0	0	0	13	6	.333	5	0-0
77	Dave Stilley	D	12	0	2	2	64	0	0	0	23	1	.000	1	2-4
88	Dan Stroup	F	15	22	12	34	2	12	0	1	52	117	.188	93	0-0
	Totals			200	288	488	409	69	10	10	1160	1099	.182	850	271-438

#	Goaltender	GP	Mins	GA	Avg	Saves	Pct.	W	L
30	Chris Levis	10	292:55	4	3	56	11.47	208	.788
38	Gee Nash	14	670:51	6	3	115	10.29	425	.787

RECORD BOOK



2007 SEASON-BY-SEASON RESULTS AND STATISTICS

First place, West Division / Record: 12-4 (Home: 7-1; Away: 5-3; Overtime: 2-0)

Date	Opponent	Result	Record	Attendance	Site
Dec. 30	Rochester	W, 20-15	1-0	15,670	Denver
Jan. 5	Arizona	W, 10-6	2-0	7,179	Glendale
Jan. 13	Buffalo	W, 11-10 OT	3-0	16,523	Denver
Jan. 19	Edmonton	W, 16-9	4-0	11,065	Edmonton
Jan. 20	Calgary	L, 17-13	4-1	11,582	Calgary
Jan. 25	Portland	W, 15-11	5-1	14,388	Denver
Feb. 3	Edmonton	W, 16-7	6-1	17,804	Denver
Feb. 15	Portland	W, 10-8	7-1	7,192	Portland
Feb. 18	Calgary	W, 15-12	8-1	17,911	Denver
Feb. 24	Portland	W, 13-7	9-1	18,024	Denver
March 17	Toronto	W, 13-12	10-1	15,614	Toronto
March 24	Buffalo	L, 19-15	10-2	15,156	Buffalo
March 30	Arizona	L, 14-8	10-3	18,027	Denver
March 31	Minnesota	W, 11-9	11-3	10,114	St. Paul
April 12	San Jose	W, 13-12	12-3	16,012	Denver
April 13	San Jose	L, 11-10	12-4	3,288	San Jose

#	Player	Pos	GP	G	A	Pts	PIM	PPG	SHG	GWG	LB	Shots	SPct	SOG	FO
2	Pat Coyle	D	13	1	3	4	4	0	1	0	61	3	.333	2	0-0
3	Mike Law	F	14	13	12	25	0	4	2	0	58	85	.153	72	0-0
4	Josh Sims	T	15	19	20	39	12	0	4	0	136	92	.207	67	1-1
5	Jamie Hanford	D	15	2	4	6	14	0	0	0	72	12	.167	7	275-416
6	Brian Langtry	F	16	31	36	67	24	13	2	1	77	232	.134	181	1-1
8	Nick Carlson	T	8	3	4	7	12	0	0	0	23	12	.250	10	0-0
9	Gavin Prout	F	16	30	59	89	32	11	2	1	85	141	.213	108	0-1
11	John Gallant	D	11	1	8	9	11	1	0	1	79	5	.200	3	0-0
13	Scott Davidson	T	1	0	0	0	0	0	0	0	2	3	.000	2	19-29
18	Nenad Gajic	T	16	13	24	37	14	1	2	1	102	39	.333	32	0-0
19	Ben Prepchuk	F	13	15	16	31	4	7	0	0	36	82	.183	65	0-0
28	Tom Ethington	D	13	0	2	2	12	0	0	0	36	10	.000	8	0-0
30	Chris Levis	G	10	0	2	2	4	0	0	0	8	0	.000	0	0-0
37	Andrew Burkholder	F	3	1	2	3	0	0	0	0	6	17	.059	12	0-0
38	Gee Nash	G	14	0	6	6	0	0	0	0	28	1	.000	1	0-0
44	Dan Carey	F	16	32	44	76	9	7	2	1	75	155	.206	112	0-0
47	Jason Bloom	T	10	2	9	11	10	0	0	0	33	15	.133	11	0-0
48	Rich Catton	D	16	0	8	8	33	0	0	0	63	3	.000	2	0-0
55	Jim Moss	T	8	3	8	11	36	0	0	1	40	10	.300	9	0-0
66	Matt Leveque	D	12	1	2	3	19	0	0	0	35	6	.167	5	0-0
72	Jordan Cornfield	F	9	9	3	12	6	1	0	1	21	43	.209	36	0-0
77	Dave Stilley	D	12	2	4	6	20	0	0	0	25	5	.400	5	1-4
85	Jamie Shewchuk	F	15	27	26	53	19	13	0	1	69	100	.270	80	0-0
94	Matt Taylor	F	4	4	4	8	8	0	0	1	7	23	.174	16	0-0
Totals				209	306	515	339	58	15	12	1187	1094	.191	846	297-452

#	Goaltender	GP	Mins	GA	Avg	Saves	Pct.	W	L
30	Chris Levis	10	285:50	3	4	50	10.50	177	.780
38	Gee Nash	14	681:29	9	0	128	11.27	452	.779



RECORD BOOK

2008 SEASON-BY-SEASON RESULTS AND STATISTICS

Second place, West Division / Record: 9-7 (Home: 6-2; Away: 3-5; Overtime: 1-0)

Date	Opponent	Result	Record	Attendance	Site
Dec. 29	Calgary	W, 10-9	1-0	17,811	Denver
Jan. 12	Edmonton	W, 14-11	2-0	17,520	Denver
Jan. 24	Portland	W, 12-11 OT	3-0	6,322	Portland
Jan. 26	San Jose	W, 11-6	4-0	18,007	Denver
Feb. 7	Portland	W, 15-12	5-0	15,910	Denver
Feb. 15	Philadelphia	L, 15-13	5-1	17,109	Denver
Feb. 24	Calgary	L, 12-9	5-2	10,203	Calgary
March 8	San Jose	L, 12-8	5-3	18,201	Denver
March 14	Calgary	W, 11-6	6-3	11,134	Calgary
March 20	Portland	L, 16-15	6-4	6,182	Portland
April 3	Rochester	W, 11-8	7-4	16,860	Denver
April 5	Buffalo	L, 12-11	7-5	16,905	Buffalo
April 12	N.Y. Titans	L, 14-10	7-6	6,337	New York City
April 18	Edmonton	W, 15-4	8-6	18,301	Denver
April 19	Edmonton	W, 13-8	9-6	8,142	Edmonton
April 26	San Jose	L, 11-6	9-7	2,916	San Jose

#	Player	Pos	GP	G	A	Pts	PIM	PPG	SHG	GWG	LB	Shots	SPct	SOG	FO
1	Jed Prossner	F	11	14	10	24	2	0	1	0	32	101	.139	73	0-0
2	Pat Coyle	D	15	1	8	9	14	0	0	0	74	5	.200	3	0-0
4	Josh Sims	T	10	5	5	10	10	0	1	0	59	25	.200	18	0-1
6	Brian Langtry	F	14	30	33	63	21	8	0	0	58	189	.159	144	0-0
8	Nick Carlson	T	16	8	7	15	23	0	0	2	58	37	.216	25	0-0
9	Gavin Prout	F	16	25	67	92	14	8	3	0	85	171	.146	128	5-13
10	Nenad Gajic	T	16	6	18	24	8	0	0	0	121	18	.333	16	0-2
11	John Gallant	D	15	0	6	6	10	0	0	0	79	8	.000	4	0-0
16	Matt Brown	F	3	3	3	6	2	1	0	0	5	13	.231	10	0-0
20	Bruce Murray	D	16	0	4	4	24	0	0	0	73	5	.000	4	0-0
23	Chris S. Gill	T	6	0	4	4	6	0	0	0	33	6	.000	4	36-69
25	Chris K. Gill	F	5	6	7	13	4	4	1	0	11	26	.231	21	0-0
	(TOTALS)		13	18	12	30	14	10	1	1	38	77	.234	58	0-0
28	Tom Ethington	D	16	1	3	4	30	0	0	0	60	7	.143	5	0-0
30	Chris Levis	G	8	0	1	1	4	0	0	0	7	0	.000	0	0-0
38	Gee Nash	G	13	0	4	4	2	0	0	0	14	0	.000	0	0-0
43	Dylan Llord	F	3	3	2	5	2	0	0	0	8	14	.214	10	0-0
44	Dan Carey	F	11	22	27	49	0	8	1	1	68	138	.159	95	0-0
47	Jason Bloom	T	9	5	6	11	4	0	0	1	19	28	.179	24	28-60
48	Rich Catton	D	16	1	2	3	55	0	0	0	54	4	.250	4	0-0
55	Jim Moss	T	12	0	5	5	17	0	0	0	45	5	.000	3	131-259
66	Matt Leveque	D	8	0	1	1	13	0	0	0	22	4	.000	3	5-10
72	Jordan Cornfield	F	7	7	11	18	2	1	0	0	27	40	.175	29	0-0
85	Jamie Shewchuk	F	15	26	38	64	24	10	0	3	69	145	.179	111	0-0
95	Jason Wulder	F	16	21	26	47	4	13	0	2	48	89	.236	72	0-0
Totals				184	298	482	329	53	7	9	1129	1078	.171	806	205-414

#	Goaltender	GP	Mins	GA	Avg	Saves	Pct.	W	L
30	Chris Levis	8	322:49	2	3	54	10.04	202	.789
38	Nash, Gee	13	640:24	7	4	112	10.49	366	.766

RECORD BOOK



2009 SEASON-BY-SEASON RESULTS AND STATISTICS

Fourth place, West Division / Record: 7-9 (Home: 4-4; Away: 3-5; Overtime: 0-2)

Date	Opponent	Result	Record	Attendance	Site
Jan. 9	Portland	W, 12-10	1-0	6,859	Portland
Jan. 10	Portland	L, 14-5	1-1	16,987	Denver
Jan. 24	Edmonton	L, 11-9	1-2	16,734	Denver
Jan. 31	New York	W, 12-8	2-2	15,023	Denver
Feb. 7	Minnesota	W, 13-8	3-2	11,174	St. Paul
Feb. 14	Calgary	W, 13-12	4-2	17,712	Denver
Feb. 21	San Jose	L, 14-9	4-3	5,578	San Jose
Feb. 22	Edmonton	L, 10-9	4-4	7,249	Edmonton
March 14	San Jose	W, 14-11	5-4	3,535	San Jose
March 21	Calgary	L, 13-10	5-5	10,958	Calgary
March 22	Minnesota	W, 13-11	6-5	15,594	Denver
March 28	Philadelphia	L, 17-13	6-6	11,876	Philadelphia
April 3	Rochester	L, 12-8	6-7	16,834	Denver
April 4	Portland	L, 13-12 OT	6-8	7,859	Portland
April 11	San Jose	L, 11-10 OT	6-9	16,189	Denver
April 17	Edmonton	W, 10-9	7-9	16,727	Denver

#	Player	Pos	GP	G	A	Pts	PIM	PPG	SHG	GWG	LB	Shots	SPct	SOG	FO
00	Curtis Palidwor	G	5	0	2	2	0	0	0	0	0	0	.000	0	0-0
	(Totals)		14	0	3	3	0	0	0	0	0	1	.000	1	0-0
1	Jed Prossner	F	14	15	20	35	4	4	0	2	34	100	.150	71	0-0
3	Tim Booth	T	3	0	0	0	2	0	0	0	7	0	.000	0	21-54
4	Josh Sims	T	3	1	5	6	0	0	0	0	22	7	.143	5	4-6
5	Mike Ward	T	6	0	3	3	2	0	0	0	24	4	.000	2	0-0
6	Brian Langtry	F	16	38	41	79	24	10	1	1	80	236	.161	183	0-0
7	Bryan Safarik	T	16	1	10	11	30	0	0	0	98	10	.100	5	0-0
8	Nick Carlson	F	16	4	14	18	20	0	0	0	83	33	.121	26	0-0
9	Gavin Prout	F	16	26	48	74	14	7	1	1	96	147	.177	107	8-23
10	Nenad Gajic	T	5	3	2	5	2	0	0	0	32	9	.333	9	0-0
11	John Gallant	D	16	1	11	12	14	0	0	0	91	4	.250	4	0-0
14	Steve Forsythe	D	11	0	0	0	2	0	0	0	13	0	.000	0	0-0
15	Tyler Crompton	F	13	9	5	14	18	0	0	0	35	45	.200	37	39-75
20	Bruce Murray	D	9	0	4	4	11	0	0	0	41	2	.000	1	0-0
21	Gary Rosyski	F	15	15	36	51	25	7	1	1	54	137	.109	88	0-0
23	Chris Gill (va)	T	4	2	1	3	4	0	0	0	21	4	.500	4	33-80
25	Chris Gill	F	11	17	4	21	4	7	0	0	22	43	.395	33	0-0
26	Andrew Potter	F	1	1	0	1	0	0	0	0	2	3	.333	2	0-0
28	Tom Ethington	D	16	2	5	7	17	0	0	0	61	13	.154	11	0-0
30	Jeremy Ogden	G	1	0	0	0	0	0	0	0	0	0	.000	0	0-0
38	Gee Nash	G	3	0	0	0	0	0	0	0	4	0	.000	0	0-0
40	Matt Danowski	F	9	7	7	14	2	2	0	1	18	59	.119	43	0-0
	(Totals)		9	7	7	14	2	2	0	1	18	59	.119	43	0-0
41	Andrew Leyshon	G	15	0	4	4	2	0	0	0	1	0	.000	0	0-0
44	Dan Carey	F	5	5	9	14	0	0	0	0	27	50	.100	35	0-0
48	Rich Catton	D	15	0	5	5	48	0	0	0	57	3	.000	2	0-0
55	Jim Moss	T	0	0	0	0	0	0	0	0	0	0	.000	0	0-0
66	Matt Leveque	D	12	4	2	6	11	0	0	0	46	11	.364	9	83-177
85	Jamie Shewchuk	F	16	20	33	53	16	8	0	1	70	160	.125	121	0-0
	Totals			172	271	443	331	45	3	7	1059	1083	.159	801	188-415

#	Goaltender	GP	Mins	GA	Avg	Saves	Pct.	W	L
00	Curtis Palidwor	12	111:51	1	1	22	11.80	55	.696
	(Totals)	14	157:17	1	2	32	12.21	84	.724
30	Jeremy Ogden	1	1:09	0	0	0	.00	0	.000
38	Gee Nash	3	106:44	1	1	24	13.49	55	.696
41	Andrew Leyshon	16	752:06	5	7	137	10.93	468	.774



RECORD BOOK

2010 SEASON-BY-SEASON RESULTS AND STATISTICS

Fifth place, West Division / Record: 4-12 (Home: 0-8; Away: 4-4; Overtime: 3-0)

Date	Opponent	Result	Record	Attendance	Site
January 9	Washington	L, 17-8	0-1	4,737	Everett
January 16	Edmonton	L, 14-13	0-2	15,178	Denver
January 22	Minnesota	W, 15-14 OT	1-2	8,648	St. Paul
January 23	Philadelphia	W, 12-11 OT	2-2	8,201	Philadelphia
January 30	Washington	L, 12-11	2-3	15,242	Denver
February 5	Orlando	L, 12-5	2-4	13,953	Denver
February 20	Minnesota	L, 15-5	2-5	9,983	St. Paul
February 27	Minnesota	L, 13-12	2-6	15,427	Denver
March 13	Edmonton	L, 13-9	2-7	14,566	Denver
March 26	Washington	L, 15-14	2-8	15,102	Denver
March 27	Washington	L, 12-9	2-9	5,808	Everett
April 3	Buffalo	W, 12-11 OT	3-9	16,951	Buffalo
April 9	Edmonton	W, 14-10	4-9	7,493	Edmonton
April 10	Calgary	L, 12-11	4-10	12,321	Calgary
April 16	Boston	L, 9-7	4-11	15,104	Denver
April 23	Calgary	L, 11-10	4-12	15,727	Denver

#	Player	Pos	GP	G	A	Pts	PIM	PPG	PPA	SHG	SHA	GWG	LB	TO	CTO	S	SPct	SOG	FO
1	Prossner, Jed	F	13	25	10	35	0	5	1	0	0	0	58	0	0	111	.225	87	0-0
5	Morgan, David	D	3	0	0	0	12	0	0	0	0	0	5	0	0	0	.000	0	0-0
6	Langtry, Brian	F	16	24	41	65	6	2	12	0	0	0	68	0	0	192	.125	153	0-0
8	Carlson, Nick	T	15	3	13	16	12	0	1	0	0	1	71	0	0	15	.200	13	0-0
9	Gajic, Ilija	F	10	16	11	27	23	2	2	1	0	0	54	0	0	100	.160	81	0-1
10	Gajic, Alex	F	16	26	22	48	29	7	3	1	0	1	57	0	0	106	.245	85	0-0
11	Gallant, John	D	13	0	3	3	6	0	0	0	0	0	57	0	0	1	.000	1	0-0
14	Forsythe, Steve	D	9	0	3	3	2	0	0	0	0	0	20	0	0	1	.000	1	0-0
17	Richardson, Brad	D	14	0	4	4	18	0	0	0	0	0	77	0	0	5	.000	2	167-362
19	Gajic, Nenad	T	9	0	13	13	10	0	1	0	0	0	40	0	0	12	.000	10	0-0
20	Murray, Bruce	D	16	1	4	5	30	0	1	0	1	0	78	0	0	5	.200	5	0-0
24	McFadyen, John	D	8	0	0	0	52	0	0	0	0	0	15	0	0	1	.000	1	0-0
25	Gill, Chris	F	2	1	0	1	0	0	0	0	0	0	6	0	0	4	.250	4	0-0
26	Wilson, Matt	D	2	0	0	0	0	0	0	0	0	0	4	0	0	0	.000	0	3-4
27	Smith, Cliff	T	13	10	10	20	16	0	1	0	0	0	39	0	0	53	.189	39	10-20
28	Ethington, Tom	D	15	2	4	6	6	0	0	0	1	1	57	0	0	5	.400	5	0-0
33	Veltman, Peter	F	5	0	4	4	5	0	0	0	0	0	8	0	0	11	.000	7	11-19
48	Catton, Rich	D	14	1	5	6	11	0	0	0	1	0	42	0	0	5	.200	4	0-0
65	Floris, Jamie	F	4	2	4	6	0	0	0	0	0	0	4	0	0	7	.286	4	11-24
77	Dhaliwal, Shawn	F	1	0	2	2	0	0	0	0	0	0	1	0	0	4	.000	4	0-0
85	Shewchuk, Jamie	F	16	31	35	66	13	3	5	1	0	1	83	0	0	161	.193	123	0-0
91	Conway, Cory	F	10	9	25	34	7	3	6	0	1	0	40	0	0	62	.145	52	0-0
Totals			16	167	266	433	290	22	39	4	4	4	1043	0	0	974	.171	765	203-437

#	Goaltender	GP	Mins	W	L	GA	GAA	SV	SV%
30	Levis, Chris	11	556:32	2	9	106	11.43	345	.765
41	Leyshon, Andrew	16	372:06	2	3	83	13.38	209	.716
00	Palidwor, Curtis	1	21:11	0	0	4	11.33	15	.789
88	Tyacke, Neil	4	17:35	0	0	6	20.47	3	.333

RECORD BOOK



2011 SEASON-BY-SEASON RESULTS AND STATISTICS

Fourth place, West Division / Record: 5-11 (Home: 3-5; Away: 2-6; Overtime: 1-2)

Date	Opponent	Result	Record	Attendance	Site
January 8	Washington	L, 11-10 OT	0-1	17,029	Denver
January 15	Calgary	W, 8-7	1-1	9,346	Calgary
January 22	Philadelphia	L, 11-10	1-2	16,034	Denver
January 29	Philadelphia	L, 12-11	1-3	8,616	Philadelphia
February 5	Washington	L, 10-8	1-4	14,091	Denver
February 12	Boston	L, 11-6	1-5	8,462	Boston
February 18	Washington	L, 20-7	1-6	3,160	Everett
February 20	Minnesota	L, 12-10	1-7	15,825	Denver
March 4	Minnesota	L, 11-10 OT	1-8	13,957	Denver
March 26	Boston	W, 9-8	2-8	17,123	Denver
April 1	Edmonton	L, 14-10	2-9	7,092	Edmonton
April 2	Edmonton	W, 7-6	3-9	15,027	Denver
April 8	Calgary	L 14-13	3-10	12,213	Calgary
April 9	Edmonton	W, 13-6	4-10	7,164	Edmonton
April 15	Calgary	W, 11-7	5-10	17,841	Denver
April 23	Minnesota	L, 12-8	5-11	9,623	Minnesota

#	Player	Pos	GP	G	A	Pts	PIM	PPG	PPA	SHG	SHA	GWG	LB	TO	CTO	S	SPct	SOG	FO
00	Martin, Connor	F	6	2	0	2	0	0	0	0	0	0	8	6	0	32	.063	24	0-0
1	Prossner, Jed	F	9	5	12	17	2	0	3	0	0	1	23	7	2	46	.109	33	0-0
4	Crotty, Ned	F	8	1	3	4	4	0	0	0	0	0	16	4	6	17	.059	15	0-0
5	Davies, Ben	D	14	1	1	2	20	0	0	0	0	0	28	3	6	4	.250	3	0-0
6	Langtry, Brian	F	14	15	25	40	18	3	8	1	0	1	46	29	2	115	.130	79	0-0
7	Allen, Mac	D	13	2	5	7	57	0	0	0	1	0	83	6	16	9	.222	7	26-61
8	Carlson, Nick	T	15	3	6	9	27	0	0	0	0	0	40	6	6	10	.300	8	0-0
9	Prout, Gavin	F	6	3	20	23	7	2	6	0	1	0	23	19	0	51	.059	37	0-0
10	Gajic, Alex	F	14	24	24	48	0	10	8	1	0	0	52	35	3	118	.203	88	0-0
11	Gallant, John	D	16	1	3	4	35	0	0	0	0	0	81	10	8	3	.333	2	0-3
12	Park, Jarett	T	12	0	2	2	15	0	0	0	0	0	82	10	23	12	.000	10	0-0
14	Forsythe, Steve	D	15	0	0	0	2	0	0	0	0	0	27	5	2	1	.000	1	0-0
15	Campeau, Tim	F	3	0	2	2	0	0	0	0	0	0	7	6	0	12	.000	11	0-0
17	Toll, Steve	D	16	2	11	13	19	0	3	0	1	0	75	9	21	13	.154	11	3-11
17	Richardson, Brad	D	1	0	0	0	0	0	0	0	0	0	4	0	0	0	.000	0	0-0
19	Gajic, Ilija	F	15	7	6	13	28	0	0	0	0	0	101	20	19	46	.152	38	0-0
19	Gajic, Nenad	T	4	0	1	1	16	0	0	0	0	0	6	4	0	3	.000	1	0-0
24	Grant, John	F	16	36	47	83	12	9	18	2	0	2	45	52	3	267	.135	203	0-0
26	Jones, Jason	F	1	0	0	0	22	0	0	0	0	0	1	1	0	1	.000	1	0-00
27	Smith, Cliff	D	8	8	3	11	17	2	1	0	0	1	15	14	0	48	.167	36	0-0
28	Ethington, Tom	D	16	0	3	3	2	0	0	0	0	0	42	6	15	8	.000	6	0-0
44	Carey, Dan	F	12	13	22	35	0	7	6	0	1	0	26	24	3	75	.173	52	0-0
65	Floris, Jamie	F	8	3	4	7	2	0	0	0	0	0	12	8	3	23	.130	15	1-1
66	Leveque, Matt	D	16	0	2	2	4	0	0	0	0	0	36	15	3	4	.000	2	148-316
85	Shewchuk, Jamie	F	5	5	10	15	2	3	3	1	0	0	18	16	1	38	.132	27	0-0
88	Hawksbee, Ian	D	7	0	1	1	10	0	0	0	0	0	39	0	3	1	.000	1	0-0
96	Dalgarno, Joel	F	7	12	10	22	2	3	4	0	1	0	29	7	2	58	.207	45	0-0
97	Wasson-McQuigge, Josh	F	1	1	0	1	0	0	0	0	0	0	2	0	0	2	.500	1	0-0
99	McLellan, Mike	F	9	7	8	15	0	2	5	0	0	0	19	12	3	44	.159	33	0-0
Totals			16	151	236	387	353	41	92	5	8	5	1013	464	183	1061	.142	790	178-392

#	Goaltender	GP	Mins	W	L	GA	GAA	SV	SV%
30	Levis, Chris	16	840:46	5	9	140	9.99	509	.784
35	King, Matt	15	119:38	0	2	25	12.54	69	.734
31	Blasdell, Rob	1	7:50	0	0	4	30.64	1	.200



RECORD BOOK

2012 SEASON-BY-SEASON RESULTS AND STATISTICS

Second place, West Division / Record: 11-5 (Home: 5-3; Away: 6-2; Overtime: 2-0)

Date	Opponent	Result	Record	Attendance	Site
January 14	Minnesota	W, 20-14	1-0	14,106	Denver
January 20	Edmonton	W, 13-12	2-0	8,192	Edmonton
January 21	Calgary	W, 13-12 OT	3-0	9,341	Calgary
January 28	Rochester	W, 14-11	4-0	15,210	Denver
February 4	Edmonton	W, 11-7	5-0	14,055	Denver
February 18	Minnesota	W, 12-7	6-0	9,030	Minnesota
February 24	Calgary	L, 21-10	6-1	15,134	Denver
March 3	Buffalo	W, 16-13	7-1	15,845	Buffalo
March 10	Washington	W, 13-11	8-1	17,116	Denver
March 11	Washington	L, 11-8	8-2	3,919	Everett
March 23	Philadelphia	L, 13-12	8-3	14,876	Denver
March 25	Philadelphia	W, 16-15 OT	9-3	8,435	Philadelphia
March 31	Rochester	W, 16-12	10-3	5,611	Rochester
April 14	Toronto	W, 19-12	11-3	15,215	Denver
April 20	Edmonton	L, 14-11	11-4	16,201	Denver
April 28	Minnesota	L, 16-13	11-5	11,297	Minnesota

#	Player	Pos	GP	G	A	Pts	PIM	PPG	SHG	Pt/G	PIMPG	LB	SOG	FO
1	Jed Prossner	T	9	2	4	6	11	0	0	0.67	1.22	26	17	0/0
8	Scott Stewart	T	10	5	1	6	0	1	0	0.60	0.00	44	12	65/166
9	Gavin Prout	F	14	22	61	83	26	11	0	5.93	1.86	49	78	1/1
10	Alex Gajic	F	2	0	2	2	0	0	0	1.00	0.00	2	3	0/0
11	John Gallant	D	16	0	1	1	8	0	0	0.06	0.50	48	0	0/1
12	Jarett Park	D	12	2	3	5	18	0	0	0.42	1.50	42	8	0/0
13	Mat MacLeod	T	16	10	13	23	10	0	0	1.44	0.63	66	49	15/53
14	Jordan McBride	F	11	10	10	20	0	0	0	1.82	0.00	21	27	0/0
15	Ilija Gajic	T	16	5	11	16	25	1	0	1.00	1.56	124	25	116/231
16	Adam Jones	F	16	29	47	76	8	8	0	4.75	0.50	77	97	0/0
17	Sean Pollock	F	16	26	35	61	12	9	1	3.81	0.75	61	89	0/0
19	Cameron Holding	T	16	4	4	8	12	1	0	0.50	0.75	51	13	0/0
20	Derek Hopcroft	F	11	15	11	26	4	2	1	2.36	0.36	25	54	0/0
23	Jon Sullivan	D	15	1	4	5	15	0	0	0.33	1.00	49	3	0/6
24	John Grant Jr.	F	14	50	66	116	24	19	2	8.29	1.71	57	192	0/0
37	Dan Coates	D	16	3	7	10	18	0	0	0.63	1.13	94	9	3/18
42	Rory Smith	D	16	0	2	2	35	0	0	0.00	2.19	46	2	0/8
44	Jamie Lincoln	F	16	27	19	46	4	4	0	2.87	0.25	30	74	0/0
55	Mac Allen	D	3	0	2	2	13	0	0	0.67	4.33	3	0	0/0
56	John Orsen	D	9	0	1	1	8	0	0	0.11	0.89	37	2	0/0
62	Creighton Reid	D	16	1	8	9	14	0	0	0.56	0.88	53	9	0/0
82	Joey Cupido	F	1	0	0	0	2	0	0	0.00	2.00	3	0	0/0
85	Jamie Shewchuk	F	2	2	1	3	0	0	0	1.50	0.00	4	8	0/0
88	Ian Hawksbee	D	15	3	5	8	13	0	0	0.53	0.87	72	6	0/0
Totals				288	318	535	280	56	4	39.85	-	1084	777	200/484

#	Goaltender	GP	Mins	GA	GAA	W	L	SA	SVS	SV%
30	Chris Levis	16	939:18	192	12.26	10	4	795	603	.758
31	Tye Belanger	6	21:23	3	8.42	1	1	18	15	.833
35	Dan Lewis	10	9:40	4	24.83	0	0	14	10	.714

RECORD BOOK



2013 SEASON-BY-SEASON RESULTS AND STATISTICS

Fourth place, West Division / Record 7-9 (Home: 3-5; Away: 4-4; Overtime: 1-1)

Date	Opponent	Result	Record	Attendance	Site
January 12	Washington	L, 13-17	0-1	13,148	Denver
January 19	Calgary	W, 13-12 OT	1-1	8,221	Calgary
January 25	Calgary	L, 12-19	1-2	15,103	Denver
February 2	Minnesota	W, 15-9	2-2	16,231	Denver
February 9	Washington	L, 6-13	2-3	3,683	Washington
February 16	Edmonton	L, 7-14	2-4	17,059	Denver
February 24	Philadelphia	L, 12-14	2-5	8,606	Philadelphia
March 2	Rochester	L, 11-12	2-6	16,118	Denver
March 8	Toronto	L, 10-14	2-7	10,823	Toronto
March 9	Buffalo	W, 12-6	3-7	16,428	Buffalo
March 16	Buffalo	W, 16-13	4-7	15,511	Denver
March 23	Calgary	L, 11-12 OT	4-8	9,493	Calgary
March 30	Philadelphia	W, 10-9	5-8	15,292	Denver
April 6	Edmonton	W, 9-7	6-8	7,172	Edmonton
April 13	Minnesota	L, 12-17	6-9	17,622	Denver
April 20	Minnesota	W, 16-14	7-9	12,214	Minnesota

#	Name	Pos	GP	G	A	PTS	Pt/G	PPG	SHG	S	SOG	SOFF	Shoot%	PIM	PIM/G	LB	TO	FT
FO	FO%																	
2	Casey Powell	F	6	9	23	32	5.33	3	0	48	34	14	0.188	2	0.33	18	13	1 0/0 -
4	Jaeden Gastaldo	T	7	1	2	3	0.43	0	0	4	4	0	0.250	0	0.00	17	3	2 0/0 -
9	Gavin Prout	F	11	8	33	41	3.73	1	0	67	40	27	0.119	9	0.82	33	33	1 0/0 -
10	Colton Clark	F	4	1	0	1	0.25	0	0	8	7	1	0.125	4	1.00	12	1	1 0/0 -
11	John Gallant	D	11	1	5	6	0.55	0	0	3	3	0	0.333	6	0.55	14	2	7 0/1 0
12	Jarett Park	D	10	0	0	0	0.00	0	0	3	3	0	0.000	6	0.60	38	8	8 0/0 -
13	Mat MacLeod	T	16	10	14	24	1.50	1	0	58	46	12	0.172	8	0.50	36	18	3 2/17 11.8
14	Jordan McBride	F	14	24	25	49	3.50	7	0	107	80	27	0.224	4	0.29	23	13	1 0/0 0
15	Ilija Gajic	T	12	0	6	6	0.50	0	0	26	21	5	0.000	43	3.58	77	16	14 104/275 37.8
16	Adam Jones	F	16	33	39	72	4.50	12	2	186	138	48	0.177	19	1.19	87	35	12 0/2 0
17	Sean Pollock	F	16	15	36	51	3.19	7	1	113	84	29	0.133	11	0.69	58	27	6 1/1 100.0
19	Cameron Holding	T	15	2	9	11	0.73	0	0	14	11	3	0.143	6	0.40	86	13	18 0/0 -
20	Ryan Hotaling	T	5	1	0	1	0.20	0	0	2	2	0	0.500	2	0.40	23	1	1 50/123 40.7
21	Chet Koneczny	D	10	0	3	3	0.30	0	0	4	3	1	0.000	54	5.40	45	4	10 0/1 0
23	Jon Sullivan	D	10	0	3	3	0.30	0	0	3	0	3	0.000	21	2.10	31	9	2 0/3 0
24	John Grant Jr.	F	16	43	48	91	5.69	15	2	276	180	96	0.156	22	1.38	42	33	5 0/0 -
25	Eric Martin	D	5	0	0	0	0.00	0	0	8	6	2	0.000	17	3.40	17	5	5 0/0 -
30	Chris Levis	G	1	0	0	0	0.00	0	0	0	0	0	0.000	0	0.00	0	1	0 0/0 -
31	Tye Belanger	G	8	0	4	4	0.50	0	0	0	0	0	0.000	0	0.00	8	2	0 0/0 -
33	Matt Roik	G	7	0	3	3	0.43	0	0	0	0	0	0.000	12	1.71	5	3	0 0/0 -
35	Dan Lewis	G	3	0	0	0	0.00	0	0	0	0	0	0.000	0	0.00	5	0	0 0/0 -
37	Dan Coates	D	13	0	7	7	0.54	0	0	5	1	4	0.000	15	1.15	50	3	8 1/8 12.5
42	Rory Smith	D	15	0	0	0	0.00	0	0	0	0	0	0.000	51	3.40	37	2	17 0/2 0
44	Jamie Lincoln	T	14	15	10	25	1.79	4	1	63	49	14	0.238	10	0.71	31	18	5 0/0 -
55	Mac Allen	D	2	0	0	0	0.00	0	0	0	0	0	0.000	7	3.50	6	2	2 0/3 0
56	John Orsen	D	2	0	0	0	0.00	0	0	0	0	0	0.000	2	1.00	3	2	0 0/0 -
62	Creighton Reid	D	15	3	6	9	0.60	0	0	8	6	2	0.375	8	0.53	44	10	11 0/0 -
66	Richard Morgan	T	15	6	5	11	0.73	0	0	21	20	1	0.286	32	2.13	29	7	8 0/0 -
82	Joey Cupido	T	15	6	9	15	1.00	0	1	25	21	4	0.240	0	0.00	101	8	20 0/0 -
88	Ian Hawksbee	D	1	0	0	0	0.00	0	0	0	0	0	0.000	0	0.00	5	0	1 0/0 -
96	Joel Dalgarno	F	12	7	11	18	1.50	0	0	48	34	14	0.146	2	0.17	22	17	4 0/0 -
Totals			185	301	486	30.38		50	7	1102	794	308	0.168	407	25.44	1003	435	173 158/442 0.357

Stats include team shots, SOG, SOFF, PIM and TO

#	Goaltender	GP	Mins	GA	GAA	W	L	SA	SVS	SV%
30	Chris Levis	16	939:18	192	12.26	10	4	795	603	.758
31	Tye Belanger	6	21:23	3	8.42	1	1	18	15	.833
35	Dan Lewis	10	9:40	4	24.83	0	0	14	10	.714



RECORD BOOK

2014 SEASON-BY-SEASON RESULTS AND STATISTICS

Third place, West Division / Record: 8-10 (Home: 4-5; Away: 4-5; Overtime: 2-1)

Date	Opponent	Result	Record	Attendance	Site
December 28	Edmonton	L, 13-10	0-1	15,596	Denver
January 4	Vancouver	W, 13-12	1-1	15,101	Denver
January 10	Calgary	L, 13-11	1-2	11,232	Calgary
January 11	Edmonton	L, 17-6	1-3	7,950	Edmonton
January 17	Vancouver	L, 14-13 OT	1-4	2,981	Vancouver
January 18	Buffalo	L, 16-9	1-5	14,822	Denver
January 25	Calgary	W, 14-13 OT	2-5	9,121	Calgary
February 1	Minnesota	W, 14-12	3-5	15,127	Denver
February 8	Vancouver	W, 10-9	4-5	3,614	Vancouver
February 14	Vancouver	L, 19-9	4-6	15,023	Denver
March 1	Rochester	L, 11-9	4-7	15,212	Denver
March 8	Calgary	W, 10-9 OT	5-7	17,044	Denver
March 15	Buffalo	L, 12-9	5-8	15,445	Buffalo
March 29	Philadelphia	L, 14-12	5-9	16,322	Denver
April 5	Edmonton	L, 12-11	5-10	8,275	Edmonton
April 11	Edmonton	W, 10-8	6-10	17,109	Denver
April 19	Minnesota	W, 18-12	7-10	7,961	Minnesota
April 26	Philadelphia	W, 13-12	8-10	7,783	Philadelphia

#	Player	Pos	GP	G	A	Pts	PIM	PPG	SHG	Pt/G	PIMPG	LB	SOG	FO
4	Mann, Cameron	D	4	0	0	0	0	0	0	0.00	0.00	13	1	0-0
7	McNamara, Mike	D	9	0	1	1	11	0	0	0.11	1.22	19	2	0-0
8	Carlson, Nick	D	4	0	1	1	2	0	0	0.25	0.50	11	0	0-0
10	Clark, Colton	F	14	2	6	8	8	0	0	0.57	0.57	59	13	0-0
11	Gallant, John	D	14	0	5	5	14	0	0	0.36	1.00	41	0	0-0
14	McBride, Jordan	F	3	1	6	7	0	0	0	2.33	0.00	10	11	0-0
15	MacLeod, Mat	T	13	6	6	12	10	0	0	0.92	0.77	34	23	0-3
16	Jones, Adam	F	13	39	26	65	6	8	2	5.00	0.46	65	124	0-0
17	Pollock, Sean	F	17	23	28	51	15	4	1	3.00	0.88	46	82	0-0
19	Holding, Cameron	T	18	7	16	23	4	0	0	1.28	0.22	108	22	0-0
21	Koneczny, Chet	D	11	0	5	5	12	0	0	0.45	1.09	47	2	0-0
22	Powell, Casey	F	5	8	17	25	6	3	1	5.00	1.20	14	42	0-0
23	Iannucci, Athan	F	10	14	19	33	6	1	0	3.30	0.60	21	60	0-0
24	Grant, John	F	17	40	51	91	20	15	2	5.35	1.18	64	188	0-0
26	Westervelt, Drew	F	16	30	33	63	12	6	0	3.94	0.75	34	112	0-0
31	Belanger, Tye	G	8	0	0	0	0	0	0	0.00	0.00	7	0	0-0
37	Coates, Dan	D	18	2	14	16	14	0	0	0.89	0.78	71	9	2-4
39	Ball, Dan	D	17	4	4	8	49	0	0	0.47	2.88	29	9	0-0
41	Snider, Bob	D	18	3	6	9	10	0	0	0.50	0.56	161	16	279-494
44	Lincoln, Jamie	T	2	1	2	3	0	0	0	1.50	0.00	2	6	0-0
45	Ward, Dillon	G	18	0	10	10	2	0	0	0.56	0.11	18	0	0-0
56	Orsen, John	D	6	0	1	1	4	0	0	0.17	0.67	12	0	0-0
62	Reid, Creighton	D	15	1	8	9	8	0	0	0.60	0.53	37	7	0-0
73	Hill, Dean	F	2	1	2	3	2	0	0	1.50	1.00	2	6	0-0
82	Cupido, Joey	F	17	6	7	13	2	0	1	0.76	0.12	74	18	0-0
85	Shewchuk, Jamie	F	3	1	2	3	23	1	0	1.00	7.67	8	17	0-0
88	Decker, Jackson	T	6	1	2	3	2	1	0	0.50	0.33	8	14	0-0
96	Dalgarno, Joel	F	16	11	31	42	8	3	1	2.63	0.50	35	53	0-0
Totals			18	201	309	510	272	42	8	28.33	15.11	1050	837	281-501

#	Goaltender	GP	Mins	GA	GAA	W	L	SA	SVS	SV%
45	Ward, Dillon	18	901:13	174	11.58	7	7	766	592	.773
31	Belanger, Tye	18	176:30	51	16.43	1	3	141	90	.638

RECORD BOOK



2015 SEASON-BY-SEASON RESULTS AND STATISTICS

Second place, West Division / Record: 9-9 (Home: 6-3; Away: 3-6; Overtime: 2-0)

Date	Opponent	Result	Record	Attendance	Site
January 3	Minnesota	W, 20-13	1-0	8,974	Minnesota
January 10	Calgary	W, 17-16 OT	2-0	15,107	Denver
January 24	Vancouver	W, 20-9	3-0	14,345	Denver
January 31	Vancouver	L, 16-13	3-1	3,516	Vancouver
February 13	Edmonton	L, 11-7	3-2	16,082	Denver
February 15	Edmonton	L, 13-7	3-3	6,904	Edmonton
February 22	New England	W, 14-12	4-3	3,711	New England
February 28	Buffalo	L, 14-11	4-4	14,669	Buffalo
March 6	Toronto	L, 17-9	4-5	14,116	Denver
March 15	Minnesota	W, 12-8	5-5	13,045	Denver
March 21	Vancouver	W, 14-11	6-5	3,678	Vancouver
March 29	Vancouver	W, 12-6	7-5	13,509	Denver
April 3	Calgary	W, 9-8 OT	8-5	15,027	Denver
April 4	Calgary	L, 14-9	8-6	9,871	Calgary
April 11	Rochester	L, 14-5	8-7	7,988	Rochester
April 17	Rochester	W, 11-10	9-7	15,621	Denver
April 18	Edmonton	L, 13-12	9-8	7,645	Edmonton
May 2	Edmonton	L, 13-10	9-9	16,239	Denver

#	PLAYERS	POS	GP	G	A	PTS	PIM	PPG	PPA	SHG	SHA	GWG	LB	TO	CTO	S	SPCT	SOG	FO
11	Gallant, John	D	6	0	1	1	4	0	0	0	0	0	18	2	7	1	.000	0	0-0
12	Flint, Cam	F	4	2	1	3	2	0	0	0	0	0	8	5	1	18	.111	10	0-0
16	Jones, Adam	F	16	51	42	93	16	14	10	1	0	0	73	36	12	247	.206	184	0-0
17	Pollock, Sean	F	9	9	18	27	21	1	1	0	1	0	33	19	2	69	.130	47	0-0
18	Hope, Robert	D	17	0	5	5	15	0	0	0	0	0	72	11	28	3	.000	2	0-0
19	Holding, Cameron	D	18	3	19	22	0	0	0	0	4	0	110	19	27	26	.115	18	0-0
23	Iannucci, Athan	F	4	4	8	12	5	0	1	0	1	0	8	11	1	26	.154	18	0-0
24	Grant, John	F	18	34	57	91	10	8	23	2	0	3	42	56	2	246	.138	170	0-0
25	Woods, Mike	D	8	0	0	0	13	0	0	0	0	0	13	0	5	1	.000	0	0-0
26	Westervelt, Drew	F	18	26	42	68	15	8	17	1	1	1	32	38	1	154	.169	108	0-0
27	Buque, Alex	G	9	0	0	0	0	0	0	0	0	0	6	0	0	0	.000	0	0-0
35	Noble, Jeremy	F	9	13	26	39	4	5	12	0	1	1	30	24	3	86	.151	65	1-3
37	Coates, Dan	D	18	1	11	12	10	0	0	0	0	0	63	12	27	15	.067	11	33-83
39	Ball, Dan	D	16	2	1	3	25	0	0	1	0	0	21	8	14	9	.222	5	2-8
41	Snider, Bob	D	14	4	2	6	12	0	0	0	1	1	119	15	9	13	.308	9	194-395
45	Ward, Dillon	G	15	0	12	12	2	0	0	0	0	0	18	0	0	1	.000	1	0-0
51	McLaughlin, Eli	F	17	15	23	38	0	4	3	0	0	2	32	24	4	89	.169	66	0-0
53	Boychuk, Zak	G	0	0	0	0	0	0	0	0	0	0	0	0	0	0	.000	0	0-0
61	Burke, Mike	F	9	6	9	15	6	0	0	0	1	0	15	8	1	38	.158	32	0-0
62	Reid, Creighton	D	18	8	7	15	15	0	0	0	1	0	83	18	20	21	.381	15	0-0
77	Codron, Tyler	D	18	1	3	4	13	0	0	0	0	0	42	5	11	3	.333	3	0-0
79	Porter, Colton	D	2	0	1	1	2	0	0	0	0	0	10	0	3	2	.000	2	3-9
82	Cupido, Joey	T	18	16	15	31	16	0	0	4	0	1	117	20	40	43	.372	37	2-4
87	Turner, Alex	F	13	13	10	23	8	3	3	0	0	0	16	34	4	68	.191	48	0-0
88	Hawksbee, Ian	D	13	0	7	7	14	0	0	0	1	0	35	1	10	3	.000	1	0-0
90	Decker, Jackson	F	5	4	7	11	8	0	1	0	0	0	7	18	3	20	.200	18	0-0
Totals:			18	212	327	539	264	43	71	9	12	9	1023	389	236	1202	.176	870	235-502

#	Goaltender	GP	Mins	W	L	GA	GAA	SVS	SV%
45	Ward, Dillon	15	827:03	7	6	173	12.55	547	.760
27	Buque, Alex	9	256:31	2	3	40	9.36	168	.808



RECORD BOOK

2016 SEASON-BY-SEASON RESULTS AND STATISTICS

Second place, West Division / Record: 12-6 (Home: 8-1; Away: 4-5; Overtime: 2-0)

Date	Opponent	Result	Record	Attendance	Site
January 1	Georgia	W,16-15	1-0	15,090	Denver
January 9	Rochester	W,16-14	2-0	7,982	Rochester
January 16	Buffalo	W, 15-14 OT	3-0	14,125	Denver
January 23	Vancouver	W,14-5	4-0	3,626	Vancouver
January 29	Saskatchewan	L,12-10	4-1	8,624	Saskatchewan
February 6	Vancouver	L,15-7	4-2	4,066	Vancouver
February 11	Saskatchewan	W, 9-7	5-2	10,841	Denver
February 13	Calgary	W, 13-8	6-2	9,888	Calgary
February 27	Vancouver	W, 11-10	7-2	14,009	Denver
March 5	New England	W, 14-13	8-2	3,554	Denver
March 19	Calgary	L, 13-9	8-3	10,139	Calgary
March 26	Calgary	W, 13-12 OT	9-3	14,127	Denver
April 2	New England	W, 12-10	10-3	3,554	New England
April 10	Georgia	L, 17-10	10-4	3,577	Georgia
April 15	Saskatchewan	L, 11-5	10-5	11,544	Denver
April 16	Saskatchewan	L, 11-8	10-6	15,027	Saskatchewan
April 23	Toronto	W,10-5	11-6	14,122	Denver
April 29	Vancouver	W, 11-10	12-6	15,622	Denver

#	PLAYERS	POS	GP	G	A	PTS	PIM	PPG	PPA	SHG	SHA	GWG	LB	TO	CTO	S	SPCT	SOG	FO
4	Sullivan, Josh	D	11	2	3	5	6	0	0	0	0	0	42	3	7	8	.250	6	0-0
8	Downing, Greg	D	13	2	8	10	8	0	0	0	1	0	68	6	27	5	.400	3	7-20
10	Mallory, Mike	F	8	6	8	14	0	2	3	0	0	0	17	15	4	34	.176	27	0-0
15	Gajic, Ilija	D	18	8	6	14	8	0	0	0	1	0	81	13	18	34	.235	22	21-53
16	Jones, Adam	F	14	42	26	68	11	11	2	1	0	1	63	34	9	239	.176	178	0-0
17	Wardle, Chris	F	18	10	9	19	8	0	0	1	1	1	26	26	3	47	.213	34	0-0
18	Hope, Robert	D	18	1	9	10	8	0	0	0	0	1	128	13	24	3	.333	3	0-0
19	Holding, Cameron	D	18	4	7	11	8	0	0	1	0	0	124	24	19	21	.190	14	0-0
23	Gilles, Jordan	D	17	8	2	10	4	0	0	0	0	0	66	9	17	22	.364	15	0-0
24	Grant, John	F	15	30	45	75	14	8	15	2	0	2	47	35	3	194	.155	129	0-0
25	Woods, Mike	D	9	0	0	0	2	0	0	0	0	0	11	1	10	2	.000	2	0-0
27	Buque, Alex	G	11	0	1	1	0	0	0	0	0	0	3	1	0	0	.000	0	0-0
35	Noble, Jeremy	F	16	17	37	54	14	4	10	1	1	0	50	31	2	147	.116	95	1-3
37	Coates, Dan	D	16	3	6	9	25	0	0	1	2	0	66	14	24	17	.176	10	175-395
45	Ward, Dillon	G	15	0	1	1	0	0	0	0	0	0	8	0	0	0	.000	0	0-0
51	McLaughlin, Eli	F	18	21	19	40	0	9	3	0	1	2	45	34	3	108	.194	80	0-0
53	Boychuk, Zak	G	1	0	0	0	0	0	0	0	0	0	0	0	0	0	.000	0	0-0
61	Burke, Mike	F	11	8	11	19	2	1	2	0	0	1	16	13	1	54	.148	39	0-0
62	Reid, Creighton	D	18	3	8	11	4	0	0	1	1	0	88	20	26	14	.214	12	0-0
82	Cupido, Joey	D	17	2	7	9	14	0	0	1	2	0	103	14	26	29	.069	25	0-1
84	Tao, Corbyn	F	1	0	0	0	0	0	0	0	0	0	1	0	0	1	.000	0	0-3
90	Decker, Jackson	F	9	3	1	4	2	0	0	0	0	0	24	4	9	12	.250	7	0-1
94	Sweeting, Bryce	D	5	1	1	2	4	0	0	0	0	0	17	1	8	2	.500	1	0-0
98	Crawford, Callum	F	18	32	83	115	15	4	27	2	1	4	89	73	3	254	.126	180	0-0
Totals:			18	203	298	501	167	39	62	11	11	12	1183	384	243	1247	.163	882	204-476

#	Goaltender	GP	Mins	W	L	GA	GAA	SVS	SV%
45	Ward, Dillon	16	743:20	7	3	128	10.33	511	.800
27	Buque, Alex	18	338:20	5	3	73	12.95	229	.758
53	Boychuk, Zak	2	3:40	0	0	0	.00	4	0.00

RECORD BOOK



2017 SEASON-BY-SEASON RESULTS AND STATISTICS

Fifth place, West Division / Record: 9-9 (Home: 6-4; Away: 4-5; Overtime: 1-1)

Date	Opponent	Result	Record	Attendance	Site
December 30	Buffalo	W, 12-8	1-0	14,268	Buffalo
January 07	Vancouver	L, 15-9	1-1	14,631	Denver
January 14	New England	W, 10-11 OT	2-1	11,246	Denver
January 20	Calgary	L, 14-12	2-2	12,735	Denver
January 28	Calgary	L, 8-12	2-3	11,280	Calgary
February 04	Georgia	W, 10-14	3-3	15,254	Denver
February 12	Vancouver	W, 10-9	4-3	3,015	Vancouver
February 18	Saskatchewan	L, 7-8	4-4	15,037	Saskatchewan
February 26	New England	W, 14-9	5-4	5,069	New England
March 03	Calgary	W, 9-18	6-4	15,898	Denver
March 11	Saskatchewan	L, 11-12 OT	6-5	15,037	Saskatchewan
March 12	Vancouver	L, 10-6	6-6	12,008	Denver
March 17	Toronto	W, 14-11	7-6	8,596	Toronto
March 25	Saskatchewan	W, 11-14	8-6	15,144	Denver
April 01	Georgia	L, 13-21	8-7	3,903	Georgia
April 15	Rochester	W, 7-13	9-7	16,003	Denver
April 22	Vancouver	L, 7-13	9-8	3,758	Vancouver
April 28	Saskatchewan	L, 10-9	9-9	17,209	Denver

#	PLAYERS	POS	GP	G	A	PTS	PIM	PPG	PPA	SHG	SHA	GWG	LB	TO	CTO	S	SPCT	SOG	FO
4	Sullivan, Josh	D	11	0	3	3	4	0	0	0	0	0	33	6	3	4	0	4	0-0
8	Downing, Greg	D	18	3	7	10	18	0	0	0	1	0	81	13	28	11	0.273	7	0-0
10	Mallory, Mike	F	2	1	5	6	0	0	1	0	0	0	3	4	2	11	0.091	8	0-0
11	Stuart, Taylor	D	14	1	3	4	4	0	0	0	0	0	55	8	16	6	0.167	4	8-17
15	Gajic, Ilija	D	16	6	7	13	14	0	0	0	1	0	75	10	17	30	0.2	26	27-69
17	Wardle, Chris	F	18	19	23	42	2	3	1	2	1	0	54	38	9	91	0.209	57	0-0
18	Hope, Robert	D	18	0	10	10	14	0	1	0	3	0	122	18	28	3	0	1	0-0
19	Holding, Cameron	D	18	2	7	9	4	0	1	0	0	0	160	18	25	18	0.111	14	0-0
20	Ruest, Jacob	F	18	18	18	36	2	0	3	0	0	2	57	27	2	118	0.153	86	0-0
23	Gilles, Jordan	D	17	3	5	8	4	0	0	0	0	0	58	6	23	17	0.176	12	1-1
24	Grant, John	F	2	2	3	5	2	2	0	0	0	0	3	6	0	24	0.083	16	0-0
25	Self, Brad	T	4	3	4	7	0	0	0	0	0	0	20	7	0	15	0.2	12	0-0
27	Buque, Alex	G	5	0	0	0	0	0	0	0	0	0	3	0	0	0	0	0	0-0
28	Keogh, Stephen	F	10	14	18	32	24	2	3	0	1	1	22	15	4	100	0.14	57	0-0
35	Noble, Jeremy	F	11	18	27	45	9	7	8	1	0	0	22	22	3	128	0.141	91	1-1
37	Coates, Dan	D	17	3	2	5	18	0	0	1	0	0	48	10	29	10	0.3	8	201-372
45	Ward, Dillon	G	17	0	7	7	0	0	0	0	1	0	14	1	0	0	0	0	0-0
51	McLaughlin, Eli	F	18	29	43	72	0	9	13	0	1	1	59	37	5	156	0.186	104	0-0
80	Adams, Brent	D	8	7	7	14	0	0	1	1	0	1	18	14	1	43	0.163	33	0-0
82	Cupido, Joey	D	17	9	8	17	12	0	0	3	2	0	98	8	20	40	0.225	33	0-0
88	Greer, Zack	F	13	22	27	49	4	9	11	0	0	0	48	31	6	150	0.147	100	0-0
94	Sweeting, Bryce	D	15	0	1	1	33	0	0	0	0	0	24	8	8	1	0	0	0-0
98	Crawford, Callum	F	18	36	62	98	8	9	19	1	1	4	74	45	6	260	0.138	191	0-0
Totals:			18	196	297	493	176	41	62	9	12	9	1151	352	235	1236	0.135	864	238-460

#	Goaltender	GP	Mins	W	L	GA	GAA	SVS	SV%
45	Ward, Dillon	18	909.05	0	3	30	10.34	92	.754
27	Buque, Alex	18	174.04	9	6	165	10.89	632	.793



RECORD BOOK

2018 SEASON-BY-SEASON RESULTS AND STATISTICS

Second place, West Division / Record: 11-7 (Home: 5-4; Away: 6-3)

Date	Opponent	Result	Record	Attendance	Site
December 8	Vancouver	W, 15-8	1-0	3,201	Vancouver
December 23	Georgia	W, 14-11	2-0	13,125	Denver
December 29	Calgary	W, 11-7	3-0	9,555	Calgary
January 13	Saskatchewan	L, 17-12	3-1	11,085	Denver
January 26	Vancouver	W, 14-13	4-1	12,016	Denver
February 2	Saskatchewan	L, 13-10	4-2	12,740	Denver
February 10	Calgary	L, 13-9	4-3	11,167	Calgary
February 18	New England	W, 19-11	5-3	5,720	New England
March 2	Georgia	W, 11-10	6-3	3,093	Georgia
March 3	Buffalo	W, 8-7	7-3	16,062	Denver
March 10	Calgary	W, 8-7	8-3	15,034	Denver
March 17	Vancouver	W, 13-10	9-3	3,013	Vancouver
March 24	Vancouver	L, 13-12	9-4	15,541	Denver
March 30	Toronto	W, 11-7	10-4	10,288	Toronto
March 31	Rochester	L, 16-14	10-5	6,228	Rochester
April 7	Saskatchewan	L, 11-8	10-6	14,971	Saskatchewan
April 14	New England	L, 10-6	10-7	15,303	Denver
April 28	Toronto	W, 19-15	11-7	15,787	Denver

#	PLAYERS	POS	GP	G	A	PTS	PIM	PPG	PPA	SHG	SHA	GWG	LB	TO	CTO	S	SPCT	SOG	FO
3	Edwards, Tim	D	18	3	3	6	12	0	0	0	0	0	94	19	20	11	0.27	10	224-436
4	Sullivan, Josh	D	18	1	0	1	4	0	0	0	0	0	33	9	10	7	0.14	4	0-0
7	Benesch, Ryan	F	18	36	57	93	6	15	22	2	0	1	96	45	7	231	0.16	150	0-0
8	Downing, Greg	D	18	1	5	6	16	0	1	0	0	0	55	11	25	11	0.09	8	0-0
11	Stuart, Taylor	D	18	1	11	12	18	0	0	0	2	0	85	9	17	9	0.11	5	6-29
16	Lee, Ryan	F	6	5	6	11	2	1	0	0	0	1	13	9	2	51	0.1	30	0-0
17	Wardle, Chris	F	16	13	20	33	8	0	0	0	1	0	39	33	1	73	0.18	53	0-0
18	Hope, Robert	D	18	1	12	13	22	0	0	0	2	0	151	17	31	5	0.2	3	0-0
20	Ruest, Jacob	F	18	22	45	67	2	4	10	0	1	2	65	27	5	129	0.17	97	0-0
23	Gilles, Jordan	D	18	3	5	8	2	1	0	2	0	0	87	10	13	20	0.15	9	0-0
25	Self, Brad	T	17	8	11	19	6	0	1	0	1	0	83	14	17	31	0.26	25	0-0
27	Carnegie, Scott	D	14	0	2	2	4	0	0	0	1	0	36	2	8	1	0	1	0-0
28	Keogh, Stephen	F	15	30	24	54	6	7	8	0	1	1	58	28	3	190	0.16	132	0-0
35	Noble, Jeremy	F	18	25	57	82	10	7	18	2	0	1	61	49	6	187	0.13	126	1-2
45	Ward, Dillon	G	17	0	12	12	2	0	0	0	5	0	15	0	0	4	0	1	0-0
51	McLaughlin, Eli	F	18	29	20	49	12	11	4	1	1	2	46	37	5	177	0.16	107	0-0
82	Cupido, Joey	D	18	16	11	27	6	0	1	5	1	2	111	16	15	41	0.39	36	0-1
88	Greer, Zack	F	15	18	23	41	6	3	9	1	1	1	47	15	4	142	0.13	88	0-0
Totals:			18	214	327	541	172	49	74	13	17	11	1233	361	202	1336	.160	898	240-484

#	Goaltender	GP	Mins	W	L	GA	GAA	SVS	SV%
45	Ward, Dillon	18	981:41	10	6	181	11.1	645	0.78
27	Fryer, Steve	14	98:16	1	1	14	8.55	79	0.85
Totals		18	--	11	7	199	11.1	724	.78

RECORD BOOK



2019 SEASON-BY-SEASON RESULTS AND STATISTICS

Fourth Place, West Division / Record: 6-12 (Home: 3-6; Away: 3-6)

Date	Opponent	Result	Record	Attendance	Site
December 22	San Diego	L, 17-12	0-1	13,407	Denver
January 6	Calgary	L, 11-8	0-2	11,378	Denver
January 12	Toronto	L, 11-10	0-3	11,678	Denver
January 20	Calgary	W, 12-7	1-3	11,101	Denver
January 26	Vancouver	L, 11-10 OT	1-4	6,630	Vancouver
February 2	Buffalo	L, 15-12	1-5	10,766	Buffalo
February 9	Philadelphia	W, 12-10	2-5	10,505	Philadelphia
February 16	Georgia	W, 10-8	3-5	12,598	Denver
February 22	Saskatchewan	L, 9-7	3-6	12,462	Saskatchewan
March 3	New England	L, 17-11	3-7	4,954	New England
March 9	San Diego	L, 13-10	3-8	15,951	Denver
March 16	Calgary	W, 11-9	4-8	13,946	Calgary
March 22	Vancouver	W, 11-7	5-8	5,800	Vancouver
March 23	Vancouver	W, 14-4	6-8	12,826	Denver
April 6	Saskatchewan	L, 9-7	6-9	12,841	Denver
April 12	Rochester	L, 10-9 OT	6-10	13,202	Denver
April 19	San Diego	L, 12-7	6-11	5,121	San Diego
April 27	Saskatchewan	L, 13-8	6-12	13,860	Saskatchewan

#	PLAYERS	POS	GP	G	A	PTS	PIM	PPG	PPA	SHG	SHA	GWG	LB	TO	CTO	S	SPCT	SOG	FO
3	Edwards, Tim	D	18	0	4	4	2	0	0	0	0	0	76	8	21	8	0	6	189-353
4	Sullivan, Josh	D	12	1	1	2	2	0	0	0	0	0	28	1	8	2	0.5	2	0-0
7	St. John, John	F	0	0	0	0	0	0	0	0	0	0	0	0	0	0	0	0	0-0
11	Stuart, Taylor	D	18	5	10	15	6	1	2	0	0	1	99	15	20	23	0.217	17	0-0
16	Lee, Ryan	F	18	27	32	59	4	0	3	3	0	0	72	47	3	161	0.168	112	0-0
17	Wardle, Chris	F	18	14	19	33	2	2	4	0	1	0	46	27	9	91	0.154	52	0-0
18	Hope, Robert	D	18	1	4	5	16	0	0	0	0	0	138	12	13	5	0.2	5	0-0
20	Ruest, Jacob	F	18	14	39	53	6	1	2	0	1	0	97	34	2	155	0.09	109	0-0
23	Gilles, Jordan	D	18	3	1	4	2	0	0	0	0	0	78	11	12	23	0.13	17	0-0
25	Self, Brad	T	6	4	3	7	0	1	0	0	0	0	23	9	2	23	0.174	17	0-0
26	Vitarelli, Cory	F	6	8	6	14	0	1	2	0	0	0	19	4	3	58	0.138	45	0-0
27	Carnegie, Scott	D	18	0	0	0	25	0	0	0	0	0	50	11	15	3	0	1	0-0
35	Noble, Jeremy	F	11	5	26	31	13	1	7	0	0	0	36	21	5	95	0.053	66	0-0
37	Coates, Dan	D	18	1	10	11	10	0	0	0	0	0	68	12	18	15	0.067	11	41-91
39	Fryer, Steve	G	5	0	0	0	0	0	0	0	0	0	4	0	0	0	0	0	0-0
45	Ward, Dillon	G	17	0	9	9	0	0	0	0	2	0	16	0	0	2	0	0	0-0
51	McLaughlin, Eli	F	16	35	41	76	8	8	10	0	0	4	58	60	9	208	0.168	134	0-0
54	Lee, Steven	D	1	0	0	0	0	0	0	0	0	0	1	0	1	1	0	1	0-0
67	Killen, Kyle	F	15	28	21	49	2	10	3	0	0	0	35	22	2	175	0.16	110	0-0
71	Wittig, Jeff	F	8	8	13	21	4	0	2	0	0	1	16	10	1	51	0.157	38	0-0
82	Cupido, Joey	T	18	3	14	17	4	0	0	0	0	0	98	13	33	20	0.15	18	0-0
86	Lintz, John	D	18	0	1	1	10	0	0	0	0	0	43	5	13	1	0	0	0-0
94	Garritano, Julian	D	8	1	0	1	0	0	0	0	0	0	19	3	8	3	0.333	2	0-0
Totals:			18	158	254	412	116	25	35	3	4	6	1120	325	198	1124	0.141	763	231-446

#	Goaltender	GP	Mins	W	L	GA	GAA	SVS	SV%
45	Ward, Dillon	18	963:01	5	11	174	10.84	599	.775
27	Fryer, Steve	18	119:52	1	1	13	6.51	78	.857
Totals		18	--	6	12	193	10.69	677	.778



RECORD BOOK

2020 SEASON-BY-SEASON RESULTS AND STATISTICS

Second place, West Division / Record: 7-6 (Home: 4-2; Away: 3-4)

Date	Opponent	Result	Record	Attendance	Site
Nov. 29	Saskatchewan	L, 9-8	0-1	12,132	Denver
Dec. 21	Calgary	W, 8-7 OT	1-1	12,072	Calgary
Dec. 28	Georgia	W, 13-11	2-1	5,724	Georgia
January 4	Vancouver	W, 13-9	3-1	11,157	Denver
January 11	Halifax	L, 12-9	3-2	7,623	Halifax
January 17	Vancouver	L, 7-5	3-3	6,450	Vancouver
January 18	Saskatchewan	W, 12-6	4-3	12,542	Saskatchewan
January 25	Buffalo	L, 13-12 OT	4-4	10,994	Denver
February 1	San Diego	L, 17-10	4-5	4,821	Las Vegas
February 8	Saskatchewan	L, 9-7	4-6	11,982	Saskatchewan
February 15	San Diego	W, 10-7	5-6	10,820	Denver
February 29	Philadelphia	W, 11-10	6-6	12,297	Denver
March 8	Rochester	W, 10-8	7-6	12,121	Denver

#	PLAYERS	POS	GP	G	A	PTS	PIM	PPG	PPA	SHG	SHA	GWG	LB	TO	CTO	S	SPCT	SOG	FO
2	Malcom, Will	F	8	4	7	11	0	1	1	0	1	0	22	20	0	43	0.093	27	0-0
3	Edwards, Tim	D	13	2	4	6	4	0	0	0	0	0	44	9	8	4	0.500	3	118-247
4	Sullivan, Josh	D	13	1	3	4	4	0	0	0	0	0	31	3	4	3	0.333	3	0-0
7	Tyler, Digby	F	12	18	28	46	15	5	9	1	0	0	33	26	2	98	0.184	68	0-0
11	Stuart, Taylor	D	13	1	4	5	6	0	0	0	0	0	66	5	8	7	0.143	6	0-0
13	Craig, Brett	D	8	2	2	4	10	0	0	0	1	0	49	4	4	7	0.286	5	0-0
14	Jeffrey, Warren	D	13	1	3	4	11	0	0	0	0	0	37	3	5	3	0.333	2	0-0
16	Lee, Ryan	F	13	25	35	60	4	6	11	1	0	0	63	39	2	168	0.149	110	0-0
17	Wardle, Chris	F	13	18	33	51	4	5	9	0	0	0	42	33	6	106	0.170	77	0-0
18	Hope, Robert	D	13	0	3	3	22	0	0	0	0	0	114	10	10	4	0.000	3	0-0
20	Ruest, Jacob	F	13	19	13	32	4	5	3	1	0	3	54	17	2	93	0.204	70	0-0
23	Gilles, Jordan	D	13	5	2	7	6	0	0	0	1	1	68	4	9	14	0.357	12	0-0
27	Carnegie, Scott	D	11	0	2	2	15	0	0	0	0	0	40	3	2	2	0.000	0	0-0
37	Coates, Dan	D	12	2	3	5	12	0	0	0	0	0	34	6	5	8	0.250	5	20-53
41	Turner, Erik	D	0	0	0	0	0	0	0	0	0	0	0	0	0	0	0.000	0	0-0
51	McLaughlin, Eli	F	11	15	36	51	2	3	11	0	3	1	42	50	1	141	0.106	106	0-0
55	Kinnear, Dylan	F	10	9	8	17	8	0	1	0	0	0	15	21	0	43	0.209	29	1-4
67	Killen, Kyle	F	9	6	14	20	10	2	6	0	0	0	18	18	2	89	0.067	65	0-0
71	Wittig, Jeff	F	6	5	3	8	0	1	0	0	0	0	9	10	0	30	0.167	24	0-0
82	Cupido, Joey	D	13	7	9	16	6	0	0	3	1	1	64	12	9	26	0.269	25	0-0
84	Molloy, Dylan	F	4	1	3	4	0	0	0	0	0	0	10	1	1	27	0.037	14	0-0
86	Lintz, John	D	13	0	4	4	8	0	0	0	0	0	47	5	6	2	0.000	2	0-0
91	McNabb, Jake	F	2	2	3	5	0	1	0	1	0	0	7	4	1	16	0.125	7	0-0
Totals:			113	143	222	365	151	29	51	7	7	6	909	303	87	934	0.173	663	139-304

#	Goaltender	GP	Mins	W	L	GA	GAA	SVS	SV%
30	Carlson, Tyler	3	59:16	1	0	5	5.06	42	0.894
45	Ward, Dillon	13	729:51	6	6	117	9.62	520	0.816
Totals		16	--	7	6	122	14.68	562	0.78

RECORD BOOK



2022 SEASON-BY-SEASON RESULTS AND STATISTICS

Third Place, West Division / Record: 10-8 (Home: 7-2; Away: 3-6) - NLL Champions

Date	Opponent	Result	Record	Attendance	Site
December 4	Georgia	W, 16-11	1-0	5,127	Georgia
December 11	San Diego	L, 13-4	1-1	8,730	Denver
December 17	Panther City	W, 8-7	2-1	3,587	Fort Worth
January 7	Vancouver	W, 18-15	3-1	4,830	Vancouver
January 29	Vancouver	W, 9-4	4-1	8,102	Denver
February 5	Calgary	W, 14-10	5-1	7,826	Denver
February 11	Calgary	L, 9-7	5-2	6,591	Calgary
February 20	Saskatchewan	W, 12-10	6-2	7,937	Denver
February 26	Saskatchewan	L, 10-9 OT	6-3	9,302	Saskatchewan
March 11	Panther City	L, 20-14	6-4	7,959	Denver
March 18	Vancouver	W, 17-16 OT	7-4	7,699	Denver
March 19	San Diego	L, 9-7	7-5	8,392	San Diego
March 26	Panther City	L, 10-6	7-6	4,630	Fort Worth
April 2	Buffalo	W, 15-14	8-6	9,601	Denver
April 4	New York	W, 10-7	9-6	6,549	Denver
April 9	San Diego	W, 11-10	10-6	9,560	Denver
April 16	Saskatchewan	L, 9-8	10-7	8,488	Saskatchewan
April 30	Calgary	L, 14-11	10-8	15,891	Calgary

#	PLAYERS	POS	GP	G	A	PTS	PIM	PPG	PPA	SHG	SHA	GWG	LB	TO	CTO	S	SPCT	SOG	FO
2	Lebar, Noah	D	0	0	0	0	0	0	0	0	0	0	0	0	0	0	0	0	0-0
3	Edwards, Tim	D	8	0	0	0	0	0	0	0	0	0	33	5	4	3	0	2	86-175
4	Sullivan, Josh	D	18	1	3	4	6	0	0	0	0	0	33	6	4	6	0.167	6	0-0
5	Woodwall, Alex	D	8	2	0	2	0	0	0	0	0	0	31	5	2	6	0.333	6	97-215
7	Digby, Tyler	F	10	6	17	23	0	1	3	0	1	0	17	23	0	31	0.194	23	0-0
13	Craig, Brett	D	0	0	0	0	0	0	0	0	0	0	0	0	0	0	0	0	0-0
14	Jeffrey, Warren	D	17	2	3	5	42	0	0	0	0	2	75	6	15	7	0.286	3	0-0
16	Lee, Ryan	F	18	34	85	119	13	5	13	1	2	0	68	65	3	251	0.135	178	0-0
17	Wardle, Chris	F	18	17	29	46	8	3	1	0	3	0	57	31	7	105	0.162	70	0-0
18	Hope, Robert	D	18	0	6	6	16	0	0	0	2	0	128	14	27	8	0	5	0-0
23	Gilles, Jordan	D	16	5	4	9	2	0	0	1	0	0	100	12	20	22	0.227	18	0-0
27	Carnegie, Scott	D	10	0	1	1	14	45	0	0	0	0	0	6	19	1	0	1	0-0
28	Williams, Zed	F	16	20	25	45	13	2	4	2	0	0	54	58	5	162	0.123	123	0-0
33	John, Ron	D	10	0	3	3	2	0	0	0	0	0	39	4	5	6	0	4	0-0
33	Joaquim, Anthony	D	8	1	1	2	4	0	0	0	0	0	28	6	6	3	0.333	2	0-0
41	Turner, Eric	D	17	2	6	8	7	0	0	0	0	0	51	6	9	11	0.182	10	7-32
43	Gibson, Tyson	F	7	4	10	14	0	0	3	0	0	0	15	8	0	39	0.103	29	0-0
44	McIntyre, Brett	F	2	0	0	0	0	0	0	0	2	0	7	4	0	9	0	6	0-0
51	McLaughlin, Eli	F	18	38	45	83	6	5	7	1	1	4	66	40	4	191	0.199	141	0-0
55	Kinnear, Dylan	F	11	7	9	16	6	0	0	0	0	0	17	15	2	42	0.167	24	4-27
61	Finlay, Nick	D	2	0	0	0	2	0	0	0	0	0	6	0	1	3	0	1	0-0
71	Chaster, Jalen	D	16	2	3	5	8	0	0	0	0	0	61	11	11	11	0.182	7	0-2
82	Cupido, Joey	D	14	6	4	10	4	0	0	1	0	0	84	6	21	28	0.214	23	0-0
86	Lintz, John	D	17	1	5	6	12	0	0	0	0	0	51	4	16	6	0.167	5	1-15
92	LeClair, Sam	F	4	6	3	9	2	0	0	0	0	1	8	3	1	20	0.3	16	0-0
96	Robinson, Connor	F	18	42	29	71	0	5	4	3	1	3	84	35	4	198	0.212	131	0-1
Totals:			18	158	254	412	116	25	35	3	4	6	1120	325	198	1124	0.141	763	231-446

#	Goaltender	GP	Mins	W	L	GA	GAA	SVS	SV%
30	Carlson, Tyler	4	104:23	1	1	23	13.22	66	.742
31	Faccin, Nate	0	00:00	0	0	0	0	0	0
45	Ward, Dillon	18	985:53	9	7	168	10.22	688	.804
Totals		22	--	10	8	191	23.44	754	.778



RECORD BOOK

2023 SEASON-BY-SEASON RESULTS AND STATISTICS

Fourth Place, West Division / Record: 9-9 (Home: 7-2; Away: 2-7)

Date	Opponent	Result	Record	Attendance	Site
December 3	Saskatchewan	L, 18-6	0-1	7,736	Saskatchewan
December 17	Panther City	W, 12-9	1-1	1,842	Fort Worth
January 7	Calgary	W, 9-8	2-1	11,239	Denver
January 13	Saskatchewan	W, 11-10	3-1	8,952	Denver
January 28	San Diego	L, 13-9	3-2	10,021	Denver
February 3	Georgia	W, 13-10	4-2	9,271	Denver
February 4	Las Vegas	L, 13-8	4-3	6,053	Las Vegas
February 11	Calgary	L, 13-9	4-4	11,819	Calgary
February 18	Panther City	L, 13-7	4-5	2,421	Fort Worth
February 24	Panther City	W, 14-12	5-5	9,973	Denver
March 10	Calgary	L, 16-10	5-6	9,632	Denver
March 18	Buffalo	W, 13-8	6-6	15,496	Buffalo
March 25	Vancouver	L, 14-12	6-7	7,837	Vancouver
March 31	Las Vegas	W, 11-9	7-7	9,798	Denver
April 8	Vancouver	W, 12-5	8-7	10,419	Denver
April 14	San Diego	W, 15-14	9-7	10,443	Denver
April 22	Saskatchewan	L, 12-11	9-8	10,781	Saskatchewan
April 29	San Diego	L, 11-8	9-9	3,883	San Diego

#	PLAYERS	POS	GP	G	A	PTS	PIM	PPG	PPA	SHG	SHA	GWGLB	TO	CTO	S	SPCT	SOG	FO	
2	Noah Lebar	D	9	0	0	0	4	0	0	0	0	0	14	0	1	1	0	0	0-0
3	Tim Edwards	D	18	0	11	11	10	0	0	0	0	0	138	26	12	21	0	17	276-447
4	Josh Sullivan	D	17	1	5	6	25	0	0	0	0	0	40	7	8	4	0.25	4	0-0
10	Rhys Duch	F	8	10	23	33	2	3	7		1	1	25	15	0	61	0.164	36	0-0
11	Austin Murphy	F	1	0	1	1	4	0	0	0	0	0	0	1	0	7	0	5	0-0
13	Brett Craig	D	6	0	1	1	11	0	0	0	0	0	21	5	4	1	0	1	0-0
14	Warren Jeffrey	D	18	1	3	4	36	0	0	0	0	0	73	9	17	7	0.143	6	0-0
15	Tyler Garrison	D	1	0	0	0	2	0	0	0	0	0	1	0	1	0	0	0	0-0
16	Ryan Lee	F	6	6	33	39	2	2	8	0	2	0	26	29	3	63	0.095	46	0-0
17	Chris Wardle	F	13	7	23	30	6	4	4	0	0	0	25	24	7	62	0.113	43	0-0
18	Robert Hope	D	18	1	10	11	16	0	0	0	1	0	154	18	18	4	0.25	2	0-0
21	Mike Burke	F	3	0	5	5	0	0	0	0	1	0	15	11	0	16	0	12	0-0
23	Jordan Gilles	D	18	3	7	10	9	0	0	0	0	0	92	7	12	12	0.25	10	1-2
25	Evan Downey	D	15	5	9	14	11	1	0	0	0	1	63	11	10	21	0.238	15	0-0
28	Zed Williams	F	17	37	34	71	19	7	9	4	1	2	91	56	6	220	0.168	155	0-0
33	Anthony Joaquim	D	18	2	2	4	20	0	0	0	0	0	36	7	4	3	0.667	3	0-0
43	Tyson Gibson	F	9	7	17	24	0	1	3	0	1	0	31	21	1	54	0.13	41	0-0
44	Brett McIntyre	F	11	9	12	21	0	1	5	0	1	0	22	14	0	66	0.136	46	0-0
51	Eli McLaughlin	F	17	44	39	83	2	13	11	0	1	1	65	49	5	250	0.176	179	0-0
55	Dylan Kinnear	F	14	8	15	23	22	1	1	0	0	0	16	25	2	71	0.113	46	1-6
71	Jalen Chaster	D	18	2	6	8	20	0	0	0	0	0	79	14	5	12	0.167	9	1-5
82	Joey Cupido	D	6	0	2	2	2	0	0	0	1	0	18	10	2	5	0	4	0-0
86	John Lintz	D	12	1	2	3	2	0	1	0	0	0	38	1	3	1	100	1	0-2
90	Garrett McIntosh	D	6	0	1	1	5	0	0	0	0	0	18	2	6	1	0	0	0-2
91	Ty Thompson	F	9	11	9	20	2	2	3	0	0	0	21	16	1	47	0.234	35	0-0
94	Brett Draper	D	1	0	0	0	0	0	0	0	0	0	5	0	0	0	0	0	0-0
96	Connor Robinson	F	17	35	36	71	9	6	15	2	2	4	74	33	7	242	0.145	161	0-0
Totals:			18	190	306	496	241	41	67	6	12	9	1201	411	135	1245	0.152	871	279-464

#	GOALTENDER	GP	MINS	W	L	GA	GAA	SVS	SV%
30	Carlson, Tyler	18	129:30	0	2	26	12.05	89	.774
31	Faccin, Nate	1	00:00	0	0	0	0	0	0
45	Ward, Dillon	17	954:44	9	7	178	11.19	632	.78
Totals		36	--	9	9	204	23.24	721	.777

RECORD BOOK



2024 SEASON-BY-SEASON RESULTS AND STATISTICS

Finished No. 15 in Table Standings / Record: 5-13 (Home: 3-6; Away: 1-8)

Date	Opponent	Result	Record	Attendance	Site
December 9	Georgia	L, 16-10	0-1	6,590	Duluth
December 22	Georgia	L, 15-8	0-2	10,373	Denver
December 30	Vancouver	W, 12-11	1-2	9,743	Denver
January 6	Buffalo	L, 12-8	1-3	15,147	Buffalo
January 13	San Diego	L, 12-8	1-4	9,652	Denver
January 20	Calgary	W, 13-10	2-4	9,856	Denver
January 26	Vancouver	W, 14-8	3-4	9,844	Vancouver
February 4	San Diego	L, 16-7	3-5	5,354	San Diego
February 9	Panther City	L, 14-13	3-6	2,268	Fort Worth
February 17	Albany	L, 13-11	3-7	3,730	Albany
February 23	New York	W, 18-10	4-7	10,388	Denver
March 2	Saskatchewan	L, 15-7	4-8	10,449	Denver
March 9	Toronto	L, 12-7	4-9	9,220	Hamilton
March 23	Rochester	W, 13-7	5-9	11,133	Denver
April 5	Buffalo	L, 13-11	5-10	11,252	Denver
April 12	Philadelphia	L, 16-12	5-11	10,570	Denver
April 13	Las Vegas	L, 12-11	5-12	6,151	Las Vegas
April 20	Halifax	L, 14-10	5-13	10,595	Halifax

#	PLAYERS	POS	GP	G	A	PTS	PIM	PPG	PPA	SHG	SHA	GWGLB	TO	CTO	S	SPCT	SOG	FO	
2	Paul Dawson	D	13	0	2	2	29	0	0	0	0	0	47	4	8	6	0	3	0-1
3	Tim Edwards	D	18	4	6	10	8	0	0	1	0	0	98	7	14	15	0.267	12	237-453
4	Josh Sullivan	D	9	0	1	1	2	0	0	0	0	0	13	1	2	0	0	0	0-0
5	Brett Draper	D	1	0	0	0	0	0	0	0	0	0	3	1	0	0	0	0	0-0
12	Sean Kriwokon	D	12	2	5	7	15	0	0	0	0	0	47	3	8	5	0.4	4	0-0
13	Brett Craig	D	17	5	12	17	11	0	0	1	0	0	82	14	12	11	0.455	10	0-2
14	Warren Jeffrey	D	17	1	6	7	25	0	0	0	0	0	68	6	17	5	0.2	4	0-0
15	Tyler Garrison	D	16	3	6	9	14	0	0	0	0	0	30	10	7	10	0.3	9	11-35
17	Chris Wardle	F	11	8	19	27	2	0	1	0	0	0	26	15	4	50	0.16	37	0-0
18	Robert Hope	D	18	0	13	13	14	0	0	1	0	0	133	7	24	1	0	0	1-1
19	Jon Phillips	F	2	1	2	3	0	0	0	0	0	0	13	5	0	16	0.063	7	0-0
20	Owen Down	D	8	1	2	3	8	0	0	0	0	0	21	4	6	2	0.5	2	0-0
21	Ben McDonald	F	5	1	2	3	0	0	1	0	0	0	11	0	0	26	0.039	16	0-0
23	Jordan Gilles	D	17	4	9	13	31	0	0	1	0	0	116	11	17	18	0.222	12	0-0
25	Evan Downey	D	1	0	1	1	2	0	0	0	0	0	5	3	0	0	0	0	0-0
28	Zed Williams	F	17	30	25	55	18	5	5	1	1	0	75	52	3	199	0.151	140	0-0
33	Anthony Joaquim	D	2	0	0	0	2	0	0	0	0	0	5	0	1	0	0	0	0-0
40	Connor Kelly	F	15	39	25	64	6	5	8	1	0	0	61	60	5	202	0.193	136	0-0
43	Tyson Gibson	F	18	21	34	55	0	6	10	0	1	2	66	46	1	139	0.151	97	0-0
51	Eli McLaughlin	F	18	43	50	93	2	10	11	3	1	1	74	53	7	290	0.148	209	0-0
55	Dylan Kinnear	F	16	8	16	24	23	0	0	1	0	1	20	26	0	58	0.138	40	0-1
71	Jalen Chaster	D	15	1	7	8	9	0	0	0	0	0	64	3	9	13	0.077	8	0-0
79	Thomas Vela	F	7	1	8	9	0	0	1	0	0	0	14	11	1	40	0.025	26	0-0
82	Joey Cupido	D	15	2	7	9	0	0	0	1	2	0	50	8	11	14	0.143	8	0-0
83	Noah Lebar	D	2	0	0	0	2	0	0	0	0	0	2	1	0	0	0	0	0-0
96	Connor Robinson	F	16	18	37	55	11	3	11	0	2	1	63	35	2	158	0.101	107	0-0
Totals:			18	190	306	496	241	41	67	6	12	9	1201	411	135	1245	0.152	871	279-464

#	GOALTENDER	GP	MINS	W	L	GA	GAA	SVS	SV%
30	Tyler Carlson	18	284:59:00	1	4	57	12	172	.751
31	Nate Faccin	3	30:00:00	0	0	7	14	26	.788
45	Dillon Ward	17	769:39:00	4	9	158	12.32	492	.757
Totals		38	--	5	13	222	38.32	690	.765



RECORD BOOK

2025 SEASON-BY-SEASON RESULTS AND STATISTICS

Finished No. 10 in Table Standings / Record: 8-10 (Home: 4-5; Away: 4-5)

Date	Opponent	Result	Record	Attendance	Site
November 29	Vancouver	W, 11-7	1 - 0	10,025	Denver
December 6	Las Vegas	L, 15-9	2 - 0	5,051	Henderson
December 13	San Diego	L, 14-11	2 - 1	3,611	San Diego
December 21	Halifax	W, 19-14	3 - 1	8,567	Denver
December 29	Georgia	L, 13-12	3 - 2	9,415	Denver
January 11	Albany	W, 15-13	4 - 2	9,625	Denver
January 18	Albany	L, 13-10	4 - 3	4,934	Albany
January 25	Rochester	W, 11-10	5 - 3	4,765	Rochester
February 1	Toronto	L, 9-8	5 - 4	10,441	Denver
February 7	Georgia	W, 13-12	6 - 4	5,917	Duluth
February 21	Las Vegas	L, 14-7	6 - 5	10,079	Denver
March 1	Calgary	W, 11-8	7 - 5	9,876	Denver
March 15	Philadelphia	W, 10-8	8 - 5	7,242	Philadelphia
March 23	Ottawa	L, 14-9	8 - 6	4,745	Ottawa
March 29	Saskatchewan	L, 17-12	8 - 7	8,051	Saskatoon
April 5	Buffalo	L, 15-10	8 - 8	10,788	Denver
April 13	Saskatchewan	L, 11-6	8 - 9	9,834	Denver
April 19	Calgary	L, 11-5	8 - 10	15,197	Calgary

#	PLAYERS	POS	GP	G	A	PTS	PIM	PPG	PPA	SHG	SHA	GWGLB	TO	CTO	S	SPCT	SOG	FO	
2	Will Malcom	F	18	35	46	81	2	6	8	1	2	0	84	54	18	214	0.164	144	0-2
3	Tim Edwards	D	18	2	4	6	10	0	0	0	0	0	82	16	9	11	0.182	7	178-425
7	Owen Rahn	D	14	3	4	7	2	0	0	1	0	0	44	8	4	17	0.176	14	3-21
8	Brent Mitchell	D	6	0	2	2	9	0	0	0	0	0	5	1	3	0	0	0	0-0
12	Sean Kriwokon	D	8	0	1	1	4	0	0	0	0	0	18	2	7	0	0	0	0-0
13	Brett Craig	D	9	0	1	1	37	0	0	0	0	0	30	6	5	3	0	2	0-0
14	Warren Jeffrey	D	18	1	7	8	35	0	0	0	0	0	68	7	15	5	0.200	3	0-0
15	Damon Edwards	D	16	1	6	7	26	0	0	0	1	0	48	3	12	10	0.100	9	0-0
16	Ryan Lee	F	18	36	59	95	22	3	5	2	0	2	79	53	5	184	0.196	131	0-0
17	Thomas Vela	F	17	12	20	32	6	0	1	0	0	0	45	27	4	66	0.182	48	0-0
18	Robert Hope	D	17	0	8	8	20	0	0	0	1	0	155	11	16	5	0	4	0-0
20	Owen Down	D	15	0	5	5	10	0	0	0	0	0	53	9	12	1	0	1	5-12
21	Ben McDonald	F	5	5	4	9	2	0	1	2	0	0	12	9	0	28	0.179	18	0-0
23	Jordan Gilles	D	18	2	10	12	4	0	0	0	1	0	104	13	16	18	0.111	15	0-0
26	Dan Taylor	F	2	0	0	0	0	0	0	0	0	0	6	3	0	6	0	5	0-0
27	Dalton Silver	D	3	0	2	2	0	0	0	0	0	0	0	0	0	2	0	2	0-1
28	Zed Williams	F	10	15	18	33	6	1	2	0	1	3	40	19	1	77	0.195	57	0-0
40	Connor Kelly	F	14	30	31	61	2	8	4	0	0	1	45	51	2	212	0.142	126	0-0
43	Tyson Gibson	F	10	5	12	17	0	2	2	0	1	0	35	16	1	65	0.077	46	0-0
51	Eli McLaughlin	F	12	23	23	46	4	1	9	0	0	1	49	27	1	143	0.161	95	0-0
71	Jalen Chaster	D	18	1	5	6	14	0	1	0	0	0	50	5	8	15	0.067	11	0-4
89	Conner Cook	D	17	1	1	2	14	0	0	0	0	0	29	5	13	5	0.200	3	0-0
91	TJ Comizio	D	6	0	5	5	10	0	0	0	0	0	40	8	5	6	0.000	5	2-15
96	Connor Robinson	F	17	23	44	67	2	4	6	1	2	1	59	30	2	179	0.128	110	0-0
83	Noah Lebar	D	2	0	0	0	2	0	0	0	0	0	2	1	0	0	0	0	0-0
96	Connor Robinson	F	16	18	37	55	11	3	11	0	2	1	63	35	2	158	0.101	107	0-0
Totals:			18	195	318	513	241	25	39	7	9	8	1180	383	159	1272	0.154	856	183-474

#	GOALTENDER	GP	MINS	W	L	GA	GAA	SVS	SV%
1	Brandon Humphrey	1	0:00:00	0	0	0	0	0	0
29	Nathan Whittom	16	65:57:00	0	1	17	15.47	47	0.734
30	Ethan Roberston	2	3:53:00	0	0	2	30.90	1	0.333
45	Dillon Ward	17	1016:09:00	8	9	187	11.04	722	0.794
Totals		18		8	10	206	57.41	770	0.62

RECORD BOOK



JERSEY NUMBERS (THRU 2025 - 26 SEASON)

- | | | |
|--|--|--|
| 00 Tom Still, 2003-05
Curtis Palidwor, 2009-10
Connor Martin 2011 | 10 Jay Jalbert, 2004-06
Nenad Gajic, 2008
Alex Gajic, 2010-12
Colton Clark, 2013-14
Mike Mallory, 2016-19 | 19 Josh Sims, 2003
Ben Prepchuk, 2004
Paul Gait, 2005
Ben Prepchuk, 2006-07
Nenad Gajic, 2010-11
Ilija Gajic, 2011
Mike McLellan, 2011
Cameron Holding, 2012-18
Sam Firth, 2022
Connor Nock, 2026 |
| 1 Jed Prossner, 2009-12
Kaleb Martin, 2026 | 11 John Gallant, 2003-15
Taylor Stuart, 2017-20
Austin Murphy 2023
Breadon Saris, 2026 | 20 Scott Stapleford, 2004-06
Bruce Murray, 2008, 2010
Derek Hopcroft, 2012
Ryan Hotaling, 2013
Jacob Ruest, 2017-20
Owen Down, 2024-26 |
| 2 Tom Phair, 2004
Pat Coyle, 2005-08
Ray Guze, 2009
Casey Powell, 2013
Will Malcom, 2019-20, 2025
Noah Lebar, 2022-23
Paul Dawson, 2024 | 12 Al Truant, 2003
Jarett Park, 2011-13
Cam Flint, 2015
Brody Eastwood, 2017-18
Sean Kriwokon, 2024-25 | 21 Erik Miller, 2003-05
Steve Voituk, 2006
Gary Rosyski, 2009
Chet Koneczny, 2013-14
Mike Burke, 2023
Ben McDonald, 2024-26 |
| 3 Del Halladay, 2003-05
Mike Law, 2006-07
Tim Edwards, 2017-26 | 13 John Rosa, 2003
John Wilson, 2004
Scott Davidson, 2007
Mat MacLeod, 2012-13
Brandon Humphrey, 2018-19
Brett Craig, 2020-26 | 22 Retired
Gary Gait, 2003-05
Casey Powell, 2014 |
| 4 Tom Phair, 2003
Josh Sims, 2004-07, 2009
Ned Crotty, 2011
Jaeden Gastaldo, 2013
Cameron Mann, 2014
Josh Sullivan, 2017-24
Will Malcom, 2026 | 14 Rory Graham, 2003-04
Andy Glen, 2006
Steve Forsythe, 2009-11
Jordan McBride, 2012-14
Warren Jeffrey, 2020-26 | 23 Eric Seremet, 2003
Trevor Tierney, 2003
Brad Self, 2004-05
Chris S. Gill, 2009
Jon Sullivan, 2012-13
Athan Iannucci, 2014-15
Jordan Gilles, 2016-26 |
| 5 Jamie Hanford, 2003-07
Mike Ward, 2009
David Morgan, 2010
Ben Davies, 2011
Brett Draper, 2024 | 15 Jeff Sonke, 2004-05
Tyler Crompton, 2009
Tim Campeau, 2011
Ilija Gajic, 2012-13, 2016
Mat Macleod, 2014
Tyler Garrison, 2023-24
Damon Edwards, 2025 | 24 Retired
John Grant, Jr., 2011-17
Curtis Smith, 2004
Josh Sims, 2005
Ryan McFadyen, 2010 |
| 6 Retired
Brian Langtry 2003-11 | 16 Ted Dowling, 2003
Matt Brown, 2008
Adam Jones, 2012-16
Ryan Lee, 2018-26 | 25 Chris K. Gill, 2006, 2008-2010
Eric Martin, 2013
Mike Woods, 2015-16
Brad Self, 2016-19
Evan Downey, 2023-24 |
| 7 Chris Prat, 2005
Bryan Safarik, 2009
Chad Culp, 2010
Mac Allen, 2011
Mike McNamara, 2014
Ryan Benesch, 2018-19
Tyler Digby, 2020-22
Connor Watson, 2023
Owen Rahn, 2025-26 | 17 Matt Shearer, 2003
Ben Prepchuk, 2003
B.J. Potter, 2004
Steve Toll, 2011
Brad Richardson, 2010-11
Sean Pollock, 2012-15
Chris Wardle, 2016-24
Thomas Vela, 2025-26 | 26 Andrew Potter, 2009
Matthew Wilson, 2010
Jason Jones, 2011
Drew Westervelt, 2014-15
Nate Wade, 2024 |
| 8 Nick Carlson, 2004-11, 2014
Scott Stewart, 2012
Greg Downing, 2016-18
Brent Adams, 2019 | 18 Nenad Gajic, 2007
Brad Richardson, 2010
Derek Malawsky, 2010
Robert Hope, 2015-26 | |
| 9 Retired
Gavin Prout, 2004-09, 2011-12
Ilija Gajic, 2010 | | |



RECORD BOOK

JERSEY NUMBERS (THRU 2024 - 25 SEASON) (CONT.)

- | | | |
|--|---|--|
| 27 Cliff Smith, 2010-11
Alex Buque, 2015-17
Scott Carnegie, 2018-22
Dalton Sulver, 2025
Matthew Paolatto, 2026 | 44 Dan Carey, 2006-09, 2011
Jamie Lincoln, 2012-14
Brett McIntyre, 2022-24
Jameson Bucktooth, 2026 | 83 Noah Lebar, 2023-24 |
| 28 Tom Ethington, 2003-11
Stephen Keogh, 2017-19
Zed Williams, 2022-25 | 45 Dillon Ward, 2014-26 | 84 Corbyn Tao, 2016
Dylan Molloy, 2019-20 |
| 29 John McLellan, 2005-06
Nathan Whittom, 2025-26 | 47 Jason Bloom, 2007-08
Jake Foster, 2023
Dylan McIntosh, 2026 | 85 Jamie Shewchuk, 2007-12, 2014 |
| 30 Chris Levis, 2006-08, 2010-13
Tyler Carlson, 2019-24
Ethan Roberston, 2025-26 | 48 Rich Catton, 2006-10 | 86 John Lintz, 2019-23 |
| 31 Tye Belanger, 2012-14
Nate Faccin, 2022-24 | 51 Eli McLaughlin, 2015-26 | 87 Alex Turner, 2015 |
| 32 Nick Ossello, 2017-18
Ari Stevens, 2026 | 53 Zak Boychuk, 2015-16 | 88 Matt Ogelsby, 2003
Dan Stroup, 2005-06
Neil Tyacke, 2010
Ian Hawksbee, 2011-13, 2015
Jackson Decker, 2014
Colton Porter, 2015
Zack Greer, 2017-18
Dylan Hess, 2026 |
| 33 Peter Veltman, 2010
Matt Roik, 2013
Ron John, 2022
Anthony Joaquim, 2022-24 | 54 Steven Lee, 2019 | 89 Conner Cook, 2025-26 |
| 34 Brian Reese, 2003-05 | 55 Chris Panos, 2005
Jim Moss, 2007-08
Mac Allen, 2012-13
Dylan Kinnear, 2019-24 | 90 Jackson Decker, 2015-16 |
| 35 Dan Lewis, 2012-13
Jeremy Noble, 2015-19 | 56 John Orsen, 2012-14 | 91 Fred Jenner, 2003
Cory Conway, 2010
Jake McNabb, 2019-20
Ty Thompson, 2023
TJ Comizio, 2026 |
| 36 Chris McKay, 2010-11 | 61 Mike Burke, 2015-16
Nick Finlay, 2022-23 | 92 Sam LeClair, 2022 |
| 37 Andrew Burkholder, 2006-07
Dan Coates, 2012-20 | 62 Creighton Reid, 2012-17 | 93 Quinn MacKay, 2018 |
| 38 Gee Nash, 2004-08 | 65 Jamie Floris, 2010-11 | 94 Matt Taylor, 2007
Bryce Sweeting, 2016-18
Julian Garritano, 2019
Brett Draper, 2023 |
| 39 Mark Miyashita, 2005
Dan Ball, 2014-15
Steve Fryer, 2018-19 | 66 Kevin Stewardson, 2003
Matt Leveque, 2006-09, 2011
Richard Morgan, 2013 | 95 Jason Wulder, 2008 |
| 40 Matt Danowski, 2009
Connor Kelley, 2024-25 | 67 Kyle Killen, 2019-20 | 96 Joel Dalgarno, 2011, 2013-14
Connor Robinson, 2022-25 |
| 41 Bryan Cole, 2003
Andrew Leyshon, 2009-10
Bob Snider, 2014-15
Erik Turner, 2022
Brian Simmons, 2026 | 71 Shawn Cable, 2004
Jeff Wittig, 2019-20
Jalen Chaster, 2022-26 | 98 Callum Crawford, 2016-17 |
| 42 Gewas Schindler, 2006
Rory Smith, 2012-13
Rowan Kelly, 2018-19
Andrew Kew, 2026 | 72 Randy Daly, 2005
Jordan Cornfield, 2007-08
Zach Herreweyers, 2017 | |
| 43 Hugh Donovan, 2003
Dylan Llord, 2008
Tyler Gibson, 2022-25 | 73 Dean Hill, 2014 | |
| | 74 Kevin Unterstein, 2010 | |
| | 77 Dave Stilley, 2003-07
Shaun Dhaliwal, 2010
Tyler Codron, 2015
Jarrod Neumann, 2018 | |
| | 79 Colton Porter, 2015 | |
| | 80 Brent Adams, 2017-18 | |
| | 82 Joey Cupido, 2012-24 | |



RETIRED NUMBERS



22 Gary Gait, 2003-05

Gait's No. 22 was retired on Dec. 30, 2005. As of that date, he had accomplished the following:

- Inducted into National Lacrosse League Hall of Fame in 2005
- Most goals in NLL history (596)
- First player in league history to score 500 career goals
- Most playoff goals in NLL history (66) in 22 postseason games
- NLL single-season goals record (61 in 2003), also held 2nd and 3rd place with 57 (1998) and 55 (1994) respectively
- NLL single-game goals record (10 on Jan. 9, 1999)
- Second-most assists in NLL history (495)
- Second-most points in NLL history (1,091)
- Fourth-most loose balls in NLL history (1,076)
- NLL Most Valuable Player a record six times, 5 were consecutive seasons (1995-99)
- NLL All-Pro a record 15 times
- NLL First-Team All-Pro a record 14 times
- NLL Rookie of the Year (1991)
- NLL Sportsmanship Award (2004 and 2005)
- NLL Championship Game Most Valuable Player (1991 and 1995)
- Won three NLL championships (Detroit Turbos, 1991; Philadelphia Wings, 1994 and 1995)



6 Brian Langtry, 2003-11

Langtry's No. 6 was retired on Jan. 14, 2012. As of that date, he had accomplished the following:

- 2003 National Lacrosse League Rookie of the Year
- Scored game-winning goal in double-overtime in franchise's first-ever game on January 3, 2003 at Pepsi Center
- Single-game franchise records for goals (9) and points (13) against the Portland Lumberjax on March 20, 2008
- Fifteen points in three postseason games during 2006 season en route to the Champion's Cup
- 2009 National Lacrosse League All-Star
- Reached the 500-point plateau
- Franchise-record 230 career goals
- Second-most career assists in franchise history (273)
- Second-most career points in franchise history (503)



RECORD BOOK

RETIRED NUMBERS (CONT.)



9 Gavin Prout, 2004-09, 2011-13

Prout's No. 9 was retired on Mar. 29, 2015. As of that date, he had accomplished the following:

- Captain of the Colorado Mammoth for six of his nine seasons with the franchise
- NLL Championship Game Most Valuable Player (2006)
- Set then-NLL record for points in a single postseason (25 in 2006)
- All-time franchise leader in career assists (459)
- Second all-time in franchise history (Mammoth all-time leader) in career points (664)
- Third all-time in franchise history (second in Mammoth history) in career goals (205)
- Fifth all-time in franchise history (second in Mammoth history) in career loose balls (647)
- Seventh all-time in NLL history with 621 career assists
- Ninth all-time in NLL history with 922 career points
- Named an NLL All-Pro five times (First Team: 2006; Second Team: 2002, 04, 07, 08)
- Scored 90+ points three times in his career
- Posted 70+ points in each of his first eight seasons in the NLL
- Named to the 2002 NLL All-Rookie Team
- One of 20 players in NLL history to eclipse 1,000 career loose balls
- Selected first overall in the 2001 NLL Entry Draft by the New York Saints



24 John Grant, Jr., 2011-17

Grant's No. 24 was retired on Mar. 24, 2018. As of that date, he had accomplished the following:

- 1st Overall Draft Pick in 1999 NLL Entry Draft
- NLL Rookie of the Year, 2000
- 2007, 2012 NLL MVP
- 2007 Champions Cup
- 2007 Champions Cup MVP
- 6-time All-Pro 1st Team (2000, 2001, 2005, 2006, 2007, 2012)
- 3- time All-Pro 2nd Team (2002, 2003, 2013)
- 2nd All-Time in Goals (668)
- 4th All-Time in Assists (778)
- 2nd All-Time in Points (1446)



**NATIONAL
LACROSSE
LEAGUE™**

The Office of the Commissioner
1100 E. Hector Street, Suite 415
Conshohocken, PA 19428
212.764.1390 • www.NLL.com

NATIONAL LACROSSE LEAGUE FRONT OFFICE

Commissioner: Brett Frood
Executive Vice President, Business Operations: Justin Rubino
Executive Vice President, Lacrosse Operations: Brian Lemon
Executive Vice President, Broadcast & Content: Joel Feld
Executive Vice President, Commercial Operations: Kurt Hunzeker

ABOUT THE NATIONAL LACROSSE LEAGUE

- NLL Established: 1987
- Number of Seasons: 39
- Number of Teams: 14
- Number of Teams in the United States: 7
- Number of Teams in Canada: 7
- Championship Trophy: National Lacrosse League Cup
- Season: 18 regular-season games and three postseason rounds
- Live Internet Broadcast: ESPN+

CURRENT NLL CLUBS:

Buffalo Bandits	Ottawa Black Bears
Calgary Roughnecks	Philadelphia Wings
Colorado Mammoth	Rochester Knighthawks
Georgia Swarm	San Diego Seals
Halifax Thunderbirds	Saskatchewan Rush
Las Vegas Desert Dogs	Toronto Rock
Oshawa FireWolves	Vancouver Warriors

TUSK UP



2025-26 COLORADO MAMMOTH

SEASON SCHEDULE



NOVEMBER

SUN	MON	TUE	WED	THU	FRI	SAT
						1
2	3	4	5	6	7	8
9	10	11	12	13	14	15
16	17	18	19	20	21	22
23	24	25	26	27	28	29
30						

DECEMBER

SUN	MON	TUE	WED	THU	FRI	SAT
	1	2	3	4	5	6
7	8	9	10	11	12	13
14	15	16	17	18	19	20
21	22	23	24	25	26	27
28	29	30	31			

HOME AWAY ALL GAMES MOUNTAIN TIME

JANUARY

SUN	MON	TUE	WED	THU	FRI	SAT
				1	2	3
4	5	6	7	8	9	10
11	12	13	14	15	16	17
18	19	20	21	22	23	24
25	26	27	28	29	30	31

FEBRUARY BLACK HISTORY MONTH

SUN	MON	TUE	WED	THU	FRI	SAT
1	2	3	4	5	6	7
8	9	10	11	12	13	14
15	16	17	18	19	20	21
22	23	24	25	26	27	28

MARCH WOMEN'S HISTORY MONTH

SUN	MON	TUE	WED	THU	FRI	SAT
1	2	3	4	5	6	7
8	9	10	11	12	13	14
15	16	17	18	19	20	21
22	23	24	25	26	27	28
29	30	31				

APRIL

SUN	MON	TUE	WED	THU	FRI	SAT
			1	2	3	4
5	6	7	8	9	10	11
12	13	14	15	16	17	18
19	20	21	22	23	24	25
26	27	28	29	30		





▶▶▶▶▶ 2025-26